


2007-2008 SEASON – Free brochure

Winter Caribou Hunting in Québec



www.mrnf.gouv.qc.ca/en/information/caribou

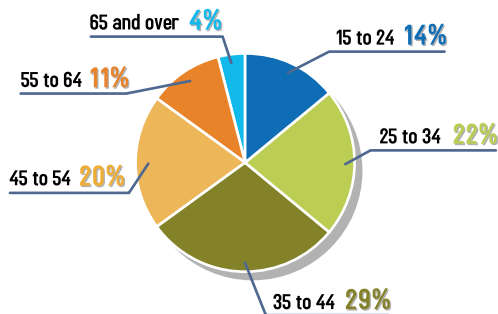


Wildlife and nature COUNT!

SO DOES the next generation!

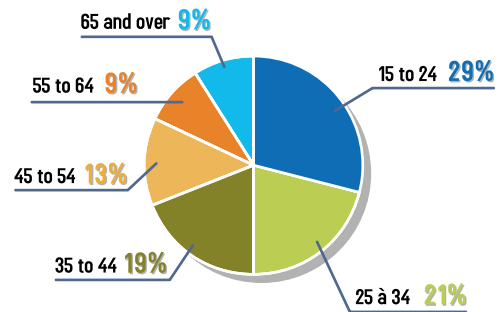
Whether it be for pleasure or for the challenge, **408,000 Quebecers** practice **sport hunting** in Québec. In so doing, they help to strengthen the regional economy thanks to the **\$308M** that they devote to this activity and to the consumption of hunting-related **products and services**.

Profile of enthusiasts according to the age group



The biggest proportion of enthusiasts is in the **25 to 54 age group**, with the latter representing **71%** of hunters in Québec.

Profile of potential enthusiasts according to the age group



Half of the potential hunting clientele is **under 35**.

Did you know that...

- More than **700,000 Quebecers** show an interest in hunting, the equivalent of **12%** of Québec's population.
- The **408,000 enthusiasts** devote close to 6 million hunting days for an average of **14.5 days** per enthusiast.

www.faunenatureenchiffres.gouv.qc.ca

Ressources naturelles
et Faune

Québec



Winter Caribou Hunting in Québec – 2007-2008 season

This general information brochure does not replace the official texts of the statutes and regulations. Nor do the maps of the zones that it contains replace the regulatory caribou winter hunting zones. To obtain additional information, visit the web site of the Ministère des Ressources naturelles et de la Faune at www.mrnf.gouv.qc.ca/faune.

Note: In this brochure, the masculine gender designates both women and men, according to the context.

Table of contents

Northern caribou: a world-class natural phenomenon	2
Main rules	2
Hunter's obligations	2
Registration of bagged game	3
Ice fishing and hunting for small game	4
Radio-collars	4
Regulations on the territory of the Municipalité de Baie-James	4
Presence of Aboriginals	5
Services offered and practical advice	5
On the road and at certain places	5
Travel distances, signs and traveling through the forest	6
Hydroelectric facilities	6
Health care	7
Safety recommendations and precautions	7
Caribou meat	8
Environment: a question of civic-mindedness	9
Zones maps	9
Map of the Municipalité de Baie-James	14
Phones numbers and addresses	15

Legal deposit - Bibliothèque et Archives nationales du Québec, 2007
 ISBN 978-2-550-49889-6 (imprimé)
 ISBN 978-2-550-49890-2 (PDF)
 ISBN 978-2-550-49891-9 (HTML)
 N° publication: 2007-6007
 © Gouvernement du Québec

Credits

Graphic design: Siamois graphisme
 Layout: Ministère des Ressources naturelles et de la Faune
 Photos: Serge Couturier

Ministère des Ressources naturelles et de la Faune, 2007



Northern caribou: a world-class natural phenomenon

Before the end of the 1800s, great herds of caribou roamed Northern Québec. Aboriginals from the Labrador Sea to Hudson Bay successfully hunted the animal for food. However, between 1890 and 1910, owing to some unknown and unexplained phenomenon, the great herds disappeared. Several Aboriginal groups lacked food. Caribou populations remained extremely low for several decades. Some biologists even suggested that a small number of specimens be caught and reared in captivity to ensure the survival of the species.

Then, in the 1970s, again in response to some unexplained phenomenon, the herds grew in number suddenly. From a few tens of thousands of caribou in 1958, the rivière George herd rose to nearly 800,000 in 1993. According to the most recent survey conducted by wildlife authorities in July 2001 in Québec and Labrador, the herd now numbers some 385,000. Even if the number of head has decreased by nearly half, other biological indicators lead us to conclude that the animals are in better physical shape than in the mid 1980s and that the herd's productivity is good. The rivière George herd has long been considered one of the biggest caribou herds in the world.

There is another major herd of migrating caribou known as the rivière aux Feuilles herd. There were 269,000 head in this herd in 1991. Results of the most recent survey indicate that the herd now numbers 628,000 head and that its productivity is good. This herd occupies the northernmost part of Québec and while its migratory route overlaps part of that of the rivière George herd, the two groups have different calving grounds and hence are considered two distinct populations.

Hundreds of thousands of migratory caribou roam across Northern Québec. This huge and magnificent wildlife resource provides many hunting opportunities to both the Aboriginal people and hunting enthusiasts who come from around the world.

But such hunting trips are difficult to plan owing to the surprising migratory behaviour of caribou. As shown by our findings, caribou, especially the female of the rivière George herd, can travel up to 6,000 kilometres a year in search of food and shelter or to avoid wolves and insects. No other land animal on Earth travels this far and wide. The caribou of Northern Québec is a spectacular natural phenomenon.

In winter, a large portion of the caribou migrates towards the Taiga of the James Bay or the Smallwood reservoir region, habitats of good quality where the caribou halt for many months at a time. Although the animal appears invulnerable, equilibrium with its environment is precarious. Strict sport hunting ethics must therefore apply to the hunting of caribou. There is no room for abuse. Here as elsewhere, compliance with regulations is essential.

Main Rules

Hunters' obligations

- All hunters and individuals accompanying them must wear a fluorescent, orange-coloured safety vest and make sure that it is visible at all times when hunting.
- Every person who is hunting must have his licence with him and be prepared to present it immediately to a wildlife protection officer who asks to see it.
- To obtain a hunting licence, Québec residents must hold a valid hunter's certificate corresponding to the hunting weapon they intend to use. Except in the case of a request for an initiation licence, no licence can be issued without the certificate. This certificate must be presented when requesting a licence.
- Transportation coupons form an integral part of the caribou hunting licence; when the coupons are detached from the licence, the licence is expired.
- As with all other game, it is strictly prohibited to pursue, mutilate or kill deliberately a caribou using a vehicle (including a snowmobile), an aircraft or a motorized boat, or to fire at an animal from any motorized vehicle whatsoever, aircraft or trailer being pulled by a vehicle.
- It is strictly prohibited to be in or on a motorized land vehicle, including a snowmobile, an aircraft, or a trailer being pulled by a vehicle while in the possession of a loaded firearm.
- At night, when a person is in or on a motorized land vehicle including a snowmobile, an aircraft, or a trailer being pulled by a vehicle all hunting loaded weapons, including bows, must be stored in a closed case, except when they are stored in the vehicle's trunk or the aircraft's cargo compartment.
- It is prohibited to use a projector to detect the presence of an animal at night in a place frequented by big game. It is also prohibited to hunt big game with a projector.
- Night is the period between half an hour after sunset up to half an hour before sunrise.

- During the period from one hour and thirty minutes after sunset to one hour and thirty minutes before sunrise, a person in the possession of a projector and a firearm, a crossbow or a bow, in an area frequented by big game is presumed to be hunting at night, in the absence of proof to the contrary.
- It is prohibited to fire at any animal on a public roadway in Sectors A and B of Zone 22 from November 15th to February 15th. Moreover, it is prohibited to fire towards or across such a roadway in these same caribou hunting sectors.
- Every hunter who kills a caribou must, as soon as the animal is dead, remove the transport tag from his licence and affix it to the animal. The tag must remain attached to the animal until it is stored.
- Caribou must be transported whole or in quarters until it has been registered. If you are traveling in a group with several catches, transport the caribou, in quarters, in the back of a pick-up truck or by trailer, and cover the quarters with a tarp if you do not have a suitable box. This will protect the venison and promote a positive image of hunting.
- In Zones 22 and 23, hunting with a bow or firearm is permitted, whereas hunting with a crossbow is prohibited for all hunting.

Registration of bagged game

There is a \$5 fee (taxes included) per bagged animal. Registration of bagged game is mandatory and must take place within 48 hours of leaving the hunting area.

Caribou hunters who visit Zones 22 and 23 are asked to register their kills at the wildlife registration stations of the Nord-du-Québec and North Shore administrative regions, where services are planned according to the hunting zones and dates. These wildlife registration stations are all located in or near the hunting sectors in question or on the roads taken by hunters.

Since the 2004-2005 hunting season, the Ministère des Ressources naturelles et de la Faune has operated, in collaboration with various partners, an official registration station at the kilometre 381 rest stop on the road to James Bay. This station is in operation 24 hours a day, 7 days a week, for the entire duration of the sport winter caribou hunting season in Zone 22. Caribou hunters from sectors A and B of Zone 22 are invited to register their kills there.

Moreover, still at kilometre 381, the Ministère des Ressources naturelles et de la Faune and the Société de développement de la Baie-James jointly operate an information stand on the practice of hunting and the characteristics of the territory. Hunters will be asked to register there when they enter and leave the hunting territories to ensure a better monitoring of activities and the safety of all users.

List of caribou registration stations of Zones 16, 17, 22 and 23 in the winter of 2007-2008

Municipality or Territory	Organization	Phone	Open
Kuujuuaq	Ministère des Ressources naturelles et de la Faune Protection de la faune 625, Kaivivik Circle, 2 ^e étage, bureau A Kuujuuaq	819 964-2791	Monday to Friday 8:30 am to 12 pm 13 pm to 16:30 pm
Radisson	Distribution Radis-Nord 57, rue des Groseilliers Radisson	819 638-7255	Sunday to Wednesday: 6:30 am to 9:30 pm Thursday to Saturday 6:30 am to 10 pm
Schefferville	Société de gestion Porlier 168, rue Montagnais Schefferville	418 585-3453	Monday to Sunday 8 am to 11 pm
Ministère des Ressources naturelles et de la Faune (in partnership)	Rest stop Kilometre 381 Road to James Bay	819 638-8502	7 days a week 24 hours a day Winter sport caribou hunting season, Zone 22

Ice fishing and hunting for small game

Ice fishing

Ice fishing in Zone 22 is only permitted on specially designated bodies of water. Consult the publication *Sport fishing in Québec, 2007-2009* - Exceptions to the fishing seasons in Zone 22 - North of 52nd (see page 62) or contact the region's Wildlife protection office (see page 16) to find out the list. North of the 52nd parallel, non-residents must use the services of an outfitter (see page 16) to practice sport fishing.

Hunting for small game

You may want to hunt for small game during your stay. North of the 52nd parallel, non-residents must use the services of an outfitter to practice this sport hunting. For a list of the species that can be hunted, consult the publication *Sport hunting in Québec 2006-2008* (General table of sport hunting seasons, page 34). In Hunting Zones 22 and 23, the snaring of hares and the trapping of furbearing animals are activities reserved exclusively for Aboriginal people who are beneficiaries of the James Bay and Northern Québec Agreement and the Northeastern Québec Agreement. In sectors A and B of Zone 22, it is forbidden to shoot at any animal (even small game) on a public road from November 15th to February 15th inclusively. Moreover, it is forbidden to shoot towards or across such a road in these sectors.

A gift that can turn out expensive

As is the case everywhere in Québec, under the Act respecting the conservation and development of wildlife, the sale and purchase of certain game and fish killed or caught while sport hunting or fishing is generally prohibited.

There are exceptions to the rule, however. To find out which species are concerned, ask a wildlife protection officer or see the publications « Sport fishing in Québec » and « Sport hunting in Québec ».

Similarly, Aboriginals who are beneficiaries under the James Bay and Northern Québec Agreement as well as the Northeastern Québec Agreement are prohibited from giving, selling or trading with non-beneficiaries game or fish obtained for food purposes. Just as they are prohibited from giving you game or fish as a gift, you are obliged to refuse any gift. Therefore, whether the game or fish is given, sold or traded the result is the same: the commission of an offence entailing stiff penalties.

Radio-collars: invaluable indicators

Knowledge about caribou movements has been made possible through the use of radio-collars of several types. Close to one hundred individuals have been equipped with these tracking devices, including some thirty which are tracked using the Argos satellite system. This system enables biologists to monitor the herds more easily during their migrations and provides invaluable support for the development and management of hunting activities.

A caribou with a radio-collar can represent an investment of several thousand dollars. We ask that you refrain from killing animals fitted with a collar. If you should kill one of these caribou, advise a biologist or a wildlife protection officer immediately and return the collar. Not only will it be put back to good use for a fraction of the cost of a new one, it will also provide invaluable biological information on the status of the herds.

Regulations on the territory of the Municipalité de Baie-James

The municipal by-law that applies on the territory of the Municipalité de Baie-James comprises sectors A and B of Zone 22 and includes two provisions which hunters must take into account when practicing their activity.

This by-law stipulates the following:

Subject to the federal and provincial laws and regulations applicable to weapons on the territory of the Municipality, using or firing a firearm or a bow, is permitted, except at the following locations:

- in public places and in urban areas;
- across and/or in the direction of a country road or road;
- across and/or in the direction of a dam;
- across and/or in the direction of a snowmobile trail of the Quebec Federation of snowmobile clubs (FCMQ);
- within a 2 000-metre radius of airport facilities, hydroelectric dams, power stations, and transformer stations.

Moreover, the following constitutes a nuisance and is prohibited:

- eviscerating, leaving, placing or dumping animal viscera, carcasses or carcass parts on the pavement and/or within a 10-metre strip of the pavement of a country road and/or road;
- eviscerating, leaving, placing or dumping animal viscera, carcasses or carcass parts on a federate snowmobile trail;

- leaving, placing or dumping animal viscera, carcasses or carcass parts in the Hydro-Québec dump at LG-4;
- keeping or storing in the open air one or more piles of carcass parts and/or animal viscera on private property or private property of a public nature.

Any person who contravenes these provisions is committing an offence and is liable to a minimum fine of \$250. The Sûreté du Québec is responsible for enforcing these provisions.

Presence of Aboriginals

Hunting, fishing and trapping in Cree or Inuit country

In the Nord-du-Québec region, you are likely to occasionally encounter Aboriginal hunters and trappers whose traplines are located within or near caribou hunting zones. Avoid moving the traps set by Aboriginal people and respect their camps. Their presence is clearly indicated by red signs along the road.

A specific regime

Hunters who travel to Zones 17, 22, 23 and 24 must, in addition, comply with the Act respecting hunting and fishing rights in the James Bay and Nouveau-Québec territories. These territories are subdivided into three categories. To hunt on Category I and II lands, in addition to the required hunting licence, an authorization is necessary (right of access) from the Native authorities concerned (Cree, Inuit or Naskapi), and the conditions set by these authorities must be respected. In addition, in some sectors under Inuit jurisdiction, hunters must be accompanied by an Inuit guide. On Category I, II and III lands, hunting may be practiced only with a firearm or a bow.

Services offered and practical advice

On the road and at certain places

James Bay

The Municipalité de Baie-James welcomes hunters at the tourist information bureau located at Km 6 (road to James Bay). The bureau is open 24 hours a day, 7 days a week. Among the services offered, mention may be made of information concerning the territory and registration of visitors. For greater safety, hunters entering the territory via Chibougamau and who take the North Road may also register by telephone at 819 739-4473.

Hunters in Sector A who do not rely on hotel services must see to their own accommodation. For the most comfort, a camper (trailer) is recommended. As in past years, the Municipalité de Baie-James will set up parking spaces for hunters in Sector A of Zone 22.

As for parking, spaces are clearly identified on Transtaïga Road. For your safety, use only these areas, notably between kilometers 290 and 400 of Transtaïga Road due to the narrow road surface in this sector. Moreover, waste containers are strategically located, with signs indicating designated areas. Tourist information officers will be pleased to brief you on available services when you arrive in the municipality.

Road to James Bay

On this road, several services are available at the Kilometre 381 rest stop, including a visitor information centre for hunters of sectors A and B of Zone 22 as well as a registration centre of bagged game.

The following services are also available: limited accommodation, fuel (24 hours a day, 7 days a week), restaurant (5:30 am to 9 pm, every day) and basic emergency maintenance (boosting, changing flat tires, antifreeze, etc.).

For more information or to make reservations for a room, contact the site manager at 819 638-8502.

At Radisson

While traveling to James Bay, take the opportunity to visit Radisson, which is at the heart of the La Grande hydroelectric development. The following services are offered on-site: tours of the Robert-Bourassa hydroelectric power facility, fuel, accommodation, restaurant, grocery store, hunting and fishing gear, towing and car repairs, car and snowmobile rentals, etc.

Transtaïga Road

- Tourisme Nouchmi (at Kilometre 286)
Fuel: open from 8 am to 8 pm;
Cafeteria: open from 8 am to 8 pm.
- Pourvoirie Mirage (at Kilometre 358)
This location offers the services of a cafeteria (from 6 am to 8 pm), of fuel (from 6 am to 9 pm), of snowmobile rentals, guide, accommodation in chalet or in room as well as an air service.

Road 389 (between Baie-Comeau and Fermont)

If you are travelling to Fermont on Road 389, the following services are available at Manic 5 (220 km from Baie-Comeau) and at the Relais Gabriel rest stop (320 km from Baie-Comeau): fuel, restaurant and accommodation. At Fermont, you will find all of the foregoing services, as well as a car and snowmobile rental service and a car repair service.

Travel distances, signs and traveling through the forest

The Transtaïga road goes through Sectors A and B of Zone 22. Hunters may choose between two possible itineraries: they can go via Abitibi (117) or via Chibougamau (167).

Travel distances (all distances are approximate)

Via Abitibi		Via Chibougamau	
Montréal – Val-d'Or	531 km	Québec – Chibougamau	515 km
Val-d'Or – Amos	72 km	Chibougamau – Némiscau	322 km
Amos – Matagami	179 km	Némiscau – Relais routier 381 (rest stop)	222 km
Matagami – Relais routier 381 (rest stop)	381 km	Relais routier 381 (rest stop) – Transtaïga turnoff	163 km
Relais routier 381 (rest stop) – Transtaïga turnoff	163 km		
Transtaïga turnoff – Radisson	76 km		
Transtaïga turnoff – rivière La Grande (Polaris bridge)	58 km		
Rivière La Grande (Polaris bridge) – Brisay	242 km		
New York – Montréal	604 km		
Détroit – Amos	1 074 km		

Signs

Hunters are asked to pay heed to and comply with the signs delineating hunting sectors. Green signs indicate the beginning of a sector, whereas red signs designate the end of a zone as well as Aboriginal camps. These signs are valid for Sectors A and B of Zone 22 only.

Travelling through forests and parking

The road to James Bay from Matagami to Radisson and the Transtaïga Road which links the road to James Bay to the Caniapiscau reservoir are major roadways that cut through the hunting territories of Sectors A and B of Zone 22.

For their safety, hunters of Sector A are under strict obligation to use the rest areas found along the Transtaïga Road, as well as the parking areas situated between km 290 and km 400.

Hydroelectric facilities

You will be hunting near some of the biggest hydroelectric complexes in the world. For the safety of its workers and clients as well as your own, Hydro-Québec asks that you be very careful.

Firing a weapon within a 2000-metre radius of these installations is extremely dangerous and even prohibited. A stray bullet or a bullet fired inadvertently in the direction of power production or supply facilities needlessly puts the lives of workers in danger. Remember that power lines supply the province's entire population with electricity, including homes but especially emergency rooms, plants, schools, offices and so on. An apparently harmless act could trigger a situation with irreparable consequences.

Access roads to these facilities should never be used to park your vehicle, as they must remain free at all times. Use the parking spaces provided along the road instead.

Hydro-Québec is counting on your cooperation and understanding. Despite appearances, the northern resources of Hydro-Québec are limited. The corporation is unable to accommodate and feed hunters or provide them with fuel for their car or camping gear.

Health care

On the James Bay Territory, medical services offered by a physician and ensured by the Régie de l'assurance maladie du Québec (RAMQ) are provided solely at the Radisson health centre, which also serves the LG-1, LG2 and LG-2A sites.

Moreover, care not insured by the RAMQ is provided and offered free of charge for hunters and other persons spending time on the territory, by the nursing staff of Hydro-Québec on the LG-3, LG4, LA1 and Brisay sites. This service is made possible thanks to funding of the James Bay Health and Social Services Regional Centre (CRSSS) under an agreement with Hydro-Québec.

In addition, if you have to be transferred from the private clinics of Hydro-Québec to a health centre of the public network, be it in Radisson or in a major urban centre, it is important to bear in mind that the **means of transportation** used to reach this centre (ambulance and/or plane and/or helicopter) **are not insured or covered by the RAMQ or offered free of charge. Hence, they are at your expense** or at that of your insurer (for non-residents of Québec, the rates in effect will be applied for the services in a health centre).

It is vital that you obtain private insurance coverage that might eventually serve to cover costs incurred prior to admission to a health care institution. The principle is the same when you use the ambulance services of a city to go to the hospital. For your information, **it could cost you more than \$10,000 for an air evacuation to a health centre of the public network.**

We wish to emphasize the importance of having private insurance to ensure that your hunting trip remains a pleasant experience.

For additional information, please contact the health centre of Radisson or that of Fermont (see page 16).

Safety recommendations and precautions

Safety recommendations

Winter hunting for caribou is unlike any other big game hunting experience. Thorough planning is important, as this region can occasionally be hostile. Many incidents could easily be avoided through better planning of the expedition. Here are some tips that will allow you to plan a safe trip:

- Always inform somebody of your itinerary (departure time, direction taken, destination, estimated return). Never wander off from the camp alone.
- Plan on returning to the camp at least one hour before sunset.
- Be sure to bring along food, a first-aid kit, a survival kit, a map and a compass on all your outings.
- Be sure to pack warm clothes no matter how mild the temperature is at departure time as sudden drops in temperature are frequent under these latitudes. In December, January and February, the temperature averages -20°C to -40°C.
- Check your snowmobile carefully and travel in groups of at least two. That way, you will avoid getting caught off-guard in the event of a breakdown. Always bring along snowshoes.
- Do not stray. If you are lost, erect a shelter, build three fires placed in the form of a triangle and wait for help to come.
- Stay alert to the dangers of severe weather and lake-ice (possible sinking) conditions. Check conditions before leaving.
- Northern Québec is a territory where hunting conditions are unpredictable. Hunters should inquire at one of the offices of the Department's offices (see page 16) when planning their trip.
- Be sure that your vehicle is in good working order and remember to bring along a full jerry can and two spare tires.
- Don't forget any medication that you must take on a regular basis and be sure to have enough for the duration of your stay.

Before you leave, be sure to take these precautions

- The rifle's breech block should be cleaned of all grease, bone dry, to make sure the firing pin does not freeze over.
- Antifreeze should be poured into the gas tanks of the vehicle and snowmobile before leaving and again after each fill up. The vehicle should be given a complete tune-up. Inflating the tires of the vehicle and trailer to the manufacturer's maximum specified capacity is recommended.

In emergency situations

In an emergency, do not hesitate to use the telephone booths located along the road to James Bay and the Transtaïga Road to dial 911. These telephones do not accept money. You must use a calling card or reverse the charges. At any time, you can get in touch with the tourist information bureau of the Municipalité de Baie-James at 819 739-4473 in case of problems that require, for instance, a towing service.

You will also find telephone booths along Road 389 between Baie-Comeau and Manic-5.

As there is no cell phone service available north of Chibougamau and Matagami, it is recommended that you have a satellite phone system for more security. Check with your service provider to see what possibilities are offered.

Caribou meat

Handling, conserving and cooking of caribou meat

- Bleeding, eviscerating and cooling play a major role in conserving meat. Once the animal has been killed, it is important to cool off the carcass quickly and to ensure that it is well aerated, while taking proper handling precautions, including wearing rubber gloves.
- The bleeding caused by the projectile when the animal is killed is generally sufficient. However, we recommend that you cut the animal's neck as soon as you can approach it to complete the bleeding process.
- Eviscerate the animal as soon as it has died. It is not enough to simply open the abdominal cavity; the guts must be removed. This will speed up cooling.
- Remove dirt with a clean knife or with a cloth. Never wash the flesh under running water, as this could result in the contamination of the entire surface. Do not use plastic bags prior to freezing. Use cheese-cloth instead when quartering the carcass.
- Leave the skin on the animal until it is ready for butchering to protect the carcass from dirt and to minimize meat loss.
- It is recommended that you wear disposable gloves whenever you handle a carcass and that you wash your hands with soap and water afterwards, regardless of whether or not you wore gloves. In addition, the knives and the instruments that came into contact with the animal must be packed separately from the other tools and equipment. Upon returning home, you should wash these same knives and instruments in hot soapy water, then let them stand for 10 minutes in a bleach solution (one part bleach for nine parts water) or put them in the dishwasher.
- Note that the caribou must remain identifiable (quarters or gutted carcass only) until registration. The caribou must be presented in this condition at the time of registration. Some parts may be removed for study purposes.
- When you take the animal to a butcher for the final cutting, it is recommended that you thaw the animal as little as possible to preserve the quality of the venison. Indeed, be sure to avoid freezing and thawing the meat as this may affect its taste.

The caribou and its parasites

Better safe than sorry!

It is normal to find parasites in caribou just as it is in any other wild or domesticated animal. But an infestation of game by parasites does not necessarily mean the animal's flesh is unfit for consumption. A few precautionary measures, including safe handling and cooking meat thoroughly (77 °C), are in order.

The only parasite visible to the naked eye and known to be transmissible to man is the hydatid cyst which is transmitted to humans via canids animals such as dogs, wolves or foxes that have previously contracted the parasite intermediate host. It is therefore recommended to never feed your dog caribou meat or organs.

As the effects of other parasites on human health are still unknown, it is always best to be on the safe side when consuming caribou. To obtain additional information, consult the free information pamphlet entitled "*The main parasites found in caribou in Québec*", available upon request at the offices of the Department (see page 16).

Cadmium contamination

The variety meat (liver, kidneys) of cervidae have always been considered a delicacy by hunters and Aboriginal people. However, studies have shown that the liver and kidneys of the moose, the white-tailed deer and even the caribou are contaminated with cadmium which is present in lichen, a plant that is exposed to atmospheric pollution and that is an important element in the diet of cervidae.

As a precautionary measure, it is recommended that the public refrain from eating the variety meat of cervidae. This warning takes on even greater importance for persons who are already exposed to cadmium, either because they smoke or because they eat large quantities of variety meat. Also, certain persons more at risk, such as women who are pregnant or nursing, the elderly, children, as well as persons suffering from chronic diseases or nutrition deficiencies, need to be extra cautious.

Environment: a question of civic-mindedness

Do not leave behind unpleasant traces of your stay. Bring back all waste (packaging, jerry cans and other). Dispose of waste in areas provided for this purpose.

Avoid bringing along cumbersome items such as food in cans or glass bottles. Get dried food in lighter, less bulky packaging.

It is recommended that you eviscerate the animal where you killed it or at least ten (10) metres from the road. Leaving the remains of a gutted animal on roads and less than 10 metres from the road is prohibited, as this may lead to serious accidents and give the activity a bad reputation. Moreover, you run the risk of being fined.

Zones maps

In Québec, winter caribou hunting is practiced in the Nord-du-Québec region, i.e. in James Bay and in Nunavik, and in a portion of the Côte-Nord region, i.e. around Schefferville and Fermont.

Zone 22 (sectors A and B)

Zone 22 encompasses **two winter sectors** for caribou hunting, namely **Sector A and Sector B**. In this zone, caribou hunting is not allowed south of these two sectors.

Sector A

To have access to Sector A, you need to participate in a random draw, which is organized by the Société des établissements de plein air du Québec (Sépaq).

Draws are reserved for Québec residents only. Winners receive two licences, one in their name and the other for a partner (guest) who must also be a Québec resident.

The partner can be changed prior to the opening of the hunting season on November 15th. This possibility does not apply to the group's leader. For more information, contact the Direction des permis et de la tarification of the Ministère des Ressources naturelles et de la Faune du Québec at 418 521-3960.

Even if the main licence holder withdraws, the partner can go hunting alone. The main licence holder can also go hunting alone if his partner withdraws. Once in possession of their licence, each of the persons mentioned previously can go caribou hunting individually in Sector A of Zone 22.

Sector B

Residents and non-residents of Québec must use the services of an outfitter (see page 16) to hunt caribou in this sector. The extent of the territories of outfitting establishments may vary. Hunters should ask their outfitter about the limits of these territories. The season runs from **November 15th** to **February 15th**. The sale of hunting licences by an outfitter does not constitute an outfitting service.

Bag Limit

For residents, hunting in both sectors during the same season is permitted as long as they already hold the licence specific to each sector. The bag limit is **two caribou per sector per hunter**. Nevertheless, to obtain the licence to hunt in Sector B, it is necessary to call on an outfitter authorized to offer services in this zone (see the list of outfitters on page 16).

Zones 23 South and 23 North

Zone 23

Zone 23 is divided into two parts for winter sport caribou hunting, namely a part known as **23 South** and another part known as **23 North**.

Zone 23 South

In Zone 23 South, operated exclusively for residents of Québec, winter sport caribou hunting is permitted from November 15th to March 31st. The services of an outfitter (see page 16) are required to hunt in this part of the zone, except for Schefferville residents hunting in the west sector of the northeastern area of Québec. However, the sale of hunting licences by an outfitter does not constitute an outfitting service. In Zone 23 South outfitters are responsible for registering the caribou bagged by their clients.

Zone 23 North













Zone 23 North is open to all hunters, whether or not they are Québec residents. It includes Kuujjuaq and all Aboriginal communities of Northern Québec as well as the region of the municipalities of Schefferville, Matimekossh and Kawawachikamach which are located south of the 55th parallel. Winter sport caribou hunting begins on February 15th and ends on April 15th. The services of an outfitter are required for residents and non-residents, except for Schefferville residents hunting in the west sector of the northeastern area of Québec. However, the sale of hunting licences by an outfitter does not constitute an outfitting service. In Zone 23 North outfitters are responsible for registering the caribou bagged by their clients.

Bag Limit

For winter hunting in Zone 23 (northern and southern parts), the bag limit is a total of **two caribou per hunter**.

Index map of the hunting zones

Legend of the zone maps:

-  Outfitter with exclusive rights
-  Wildlife Sanctuary
-  ZEC
-  Category I and II lands
-  Québec National Park, Federal National Park, Ecological Reserve and territory where hunting is prohibited
-  Territory where hunting is restricted
-  Wildlife Preserve
-  Boundary of hunting zone
-  Boundary of zone parts
-  International border
-  Interprovincial and interstate border
-  Québec - Newfoundland-and-Labrador border (this border is not final)

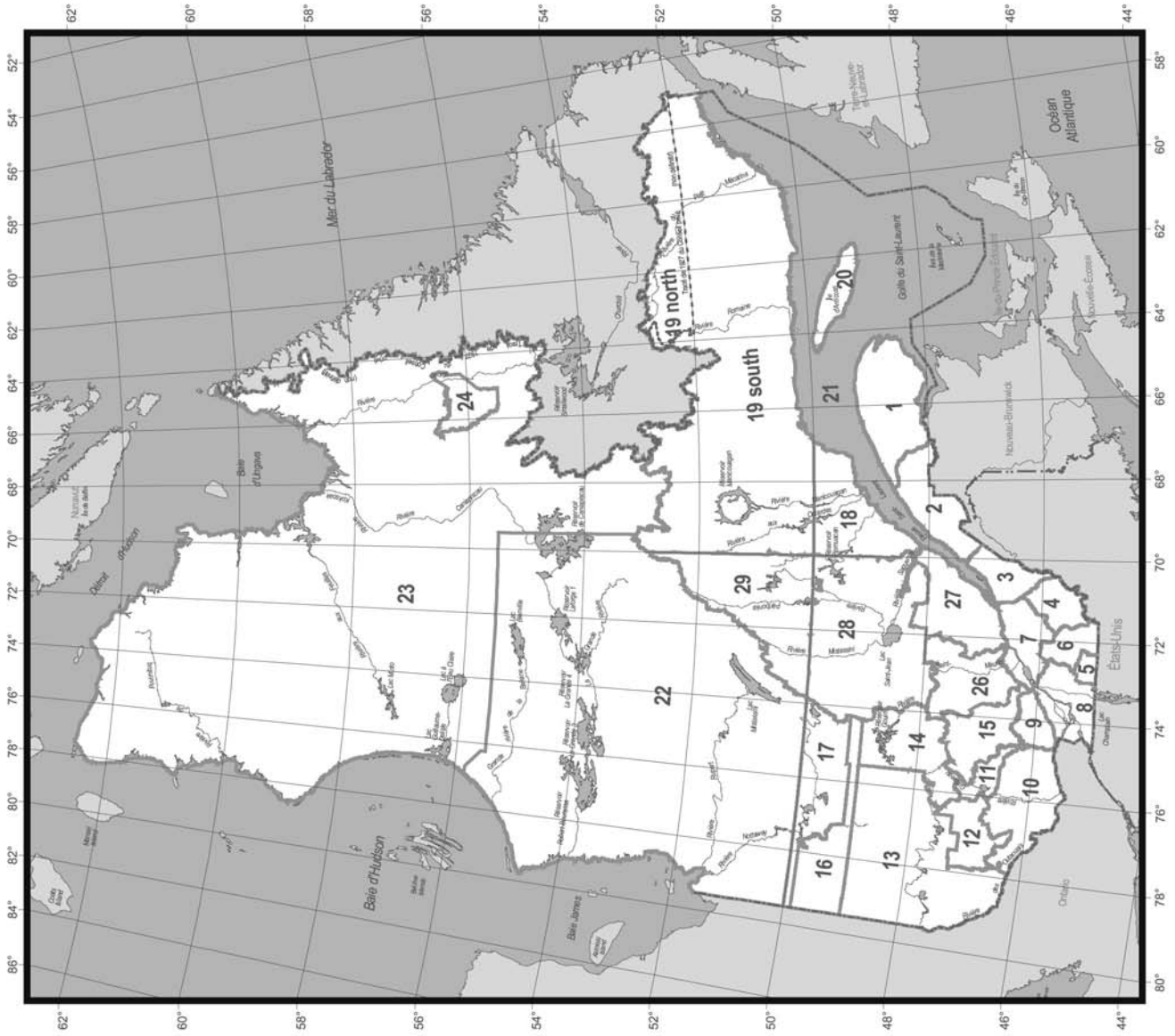
Map projection: Lambert Conic Projection with two standard parallels (46th and 60th)

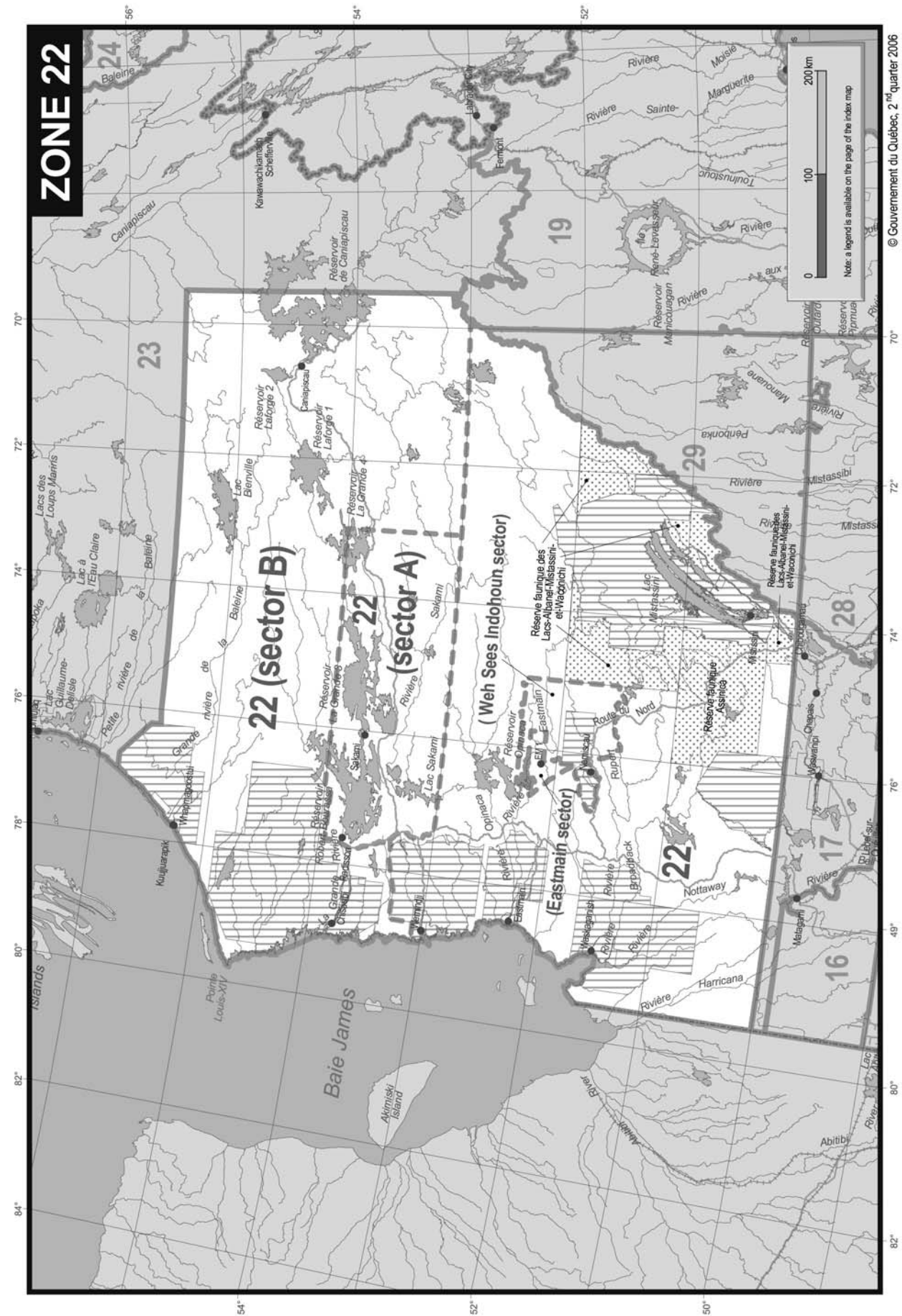


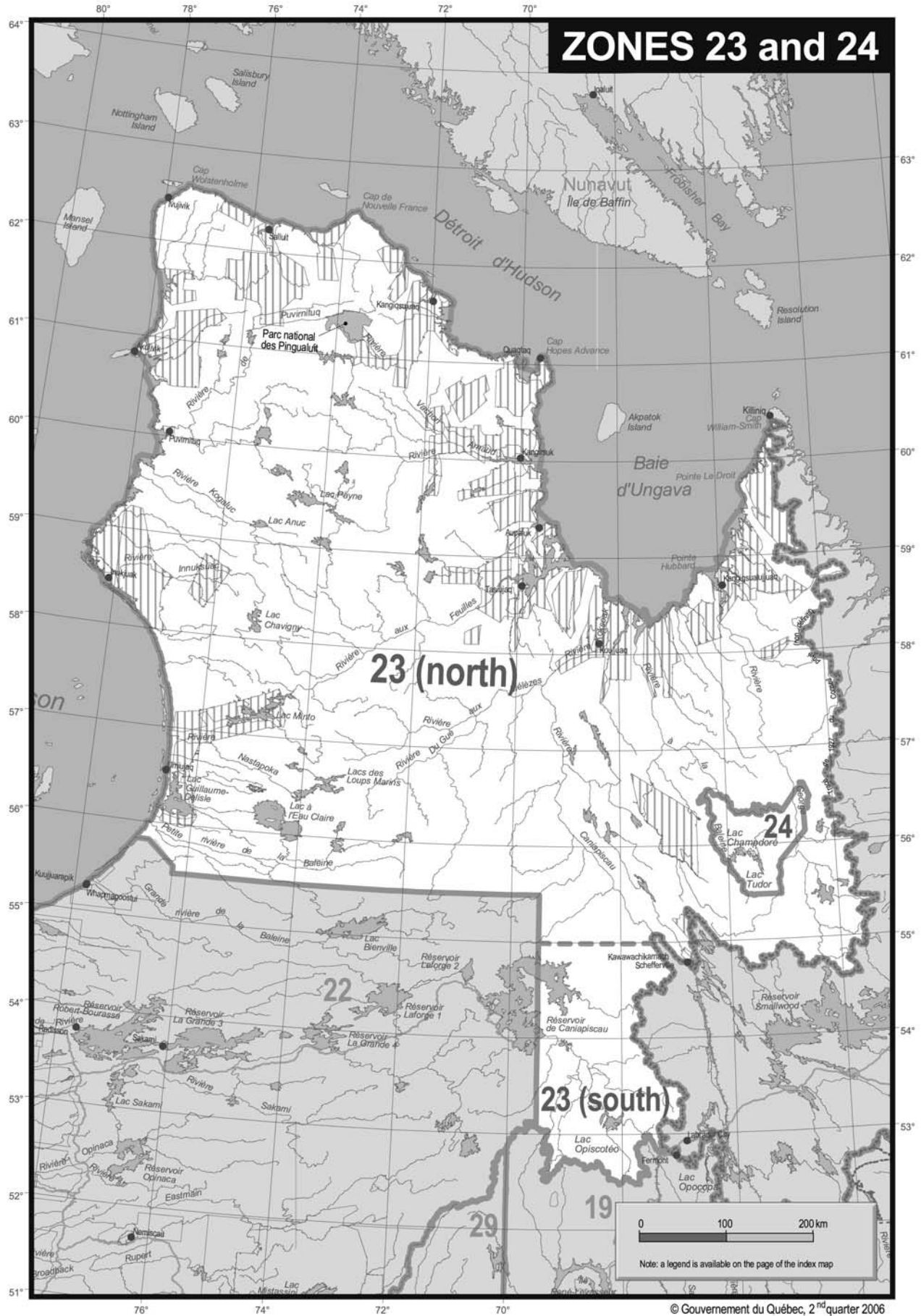
Sources:

- Hunting zone, wildlife territory, territory where hunting is restricted and prohibited: Ministère des Ressources naturelles et de la Faune, 2005
- Conservation and protection territory: Ministère du Développement durable, de l'Environnement et des Parcs, 2005

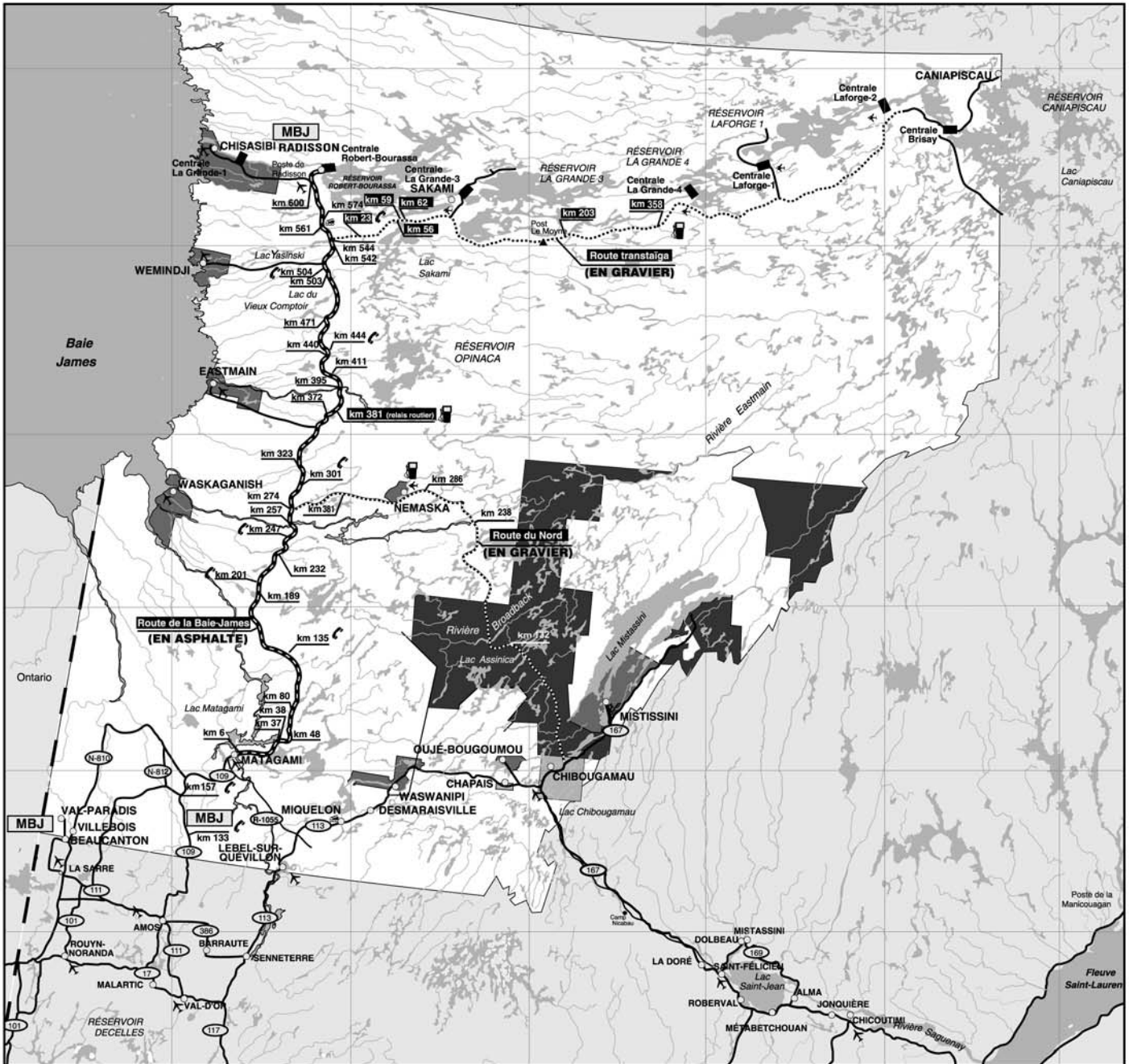
Production: Direction générale de l'information géographique in collaboration with Direction générale du développement et de l'aménagement de la faune



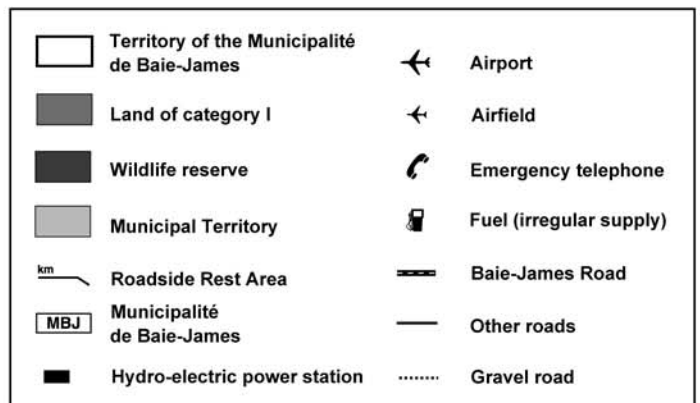




Territory of the Municipalité de Baie-James



Source: Municipalité de Baie-James



Phone numbers and addresses

Any person wishing to make comments concerning the quality of the activities or services offered by the Department can contact the office of the area in question. If you witness an act of poaching, report it to a wildlife protection officer by calling **S.O.S. Poaching** at **1 800 463-2191**. Use the S.O.S. line only to report cases of poaching. To request information, contact one of the offices of the Department, Faune Québec Sector, listed below.

Service aux citoyens

880, chemin Sainte-Foy, RC 120-C
 Québec (Québec) G1S 4X4
 1 866 248-6936 or,
 for Québec region,
 418 627-8600
 Fax : 418 644-6513
 E-mail :
 service.citoyens@mrnf.gouv.qc.ca
 Internet:
 www.mrnf.gouv.qc.ca/faune

**Direction des permis et
 de la tarification**
 Phone: 418 521-3960

Nord-du-Québec

Direction régionale

951, boul. Hamel
 Chibougamau (Québec) G8P 2Z3
 Téléphone : 418 748-7701
 Toll free: 1 800 561-1616
 Fax: 418 748-3338
 E-mail: info.drnq@fapaq.gouv.qc.ca

Local wildlife protection offices

Chibougamau

951, boulevard Hamel
 Chibougamau (Québec) G8P 2Z3
 Phone: 418 748-7744
 Fax: 418 748-3491

Chisasibi

Center Road, C.P. 839
 Chisasibi (Québec) J0M 1E0
 Phone: 819 855-2449
 Fax: 819 755-4550

Matagami

18, rue Nottaway, C.P. 880
 Matagami (Québec) J0Y 1A0
 Phone: 819 739-2111
 Fax: 819 739-3476

Radisson

2, avenue des Groseilliers, C.P. 778
 Radisson (Québec) J0Y 2X0
 Phone: 819 638-8305
 Fax: 819 638-6074

Wemindji

C.P. 189
 Wemindji (Québec) J0M 1L0
 Phone: 819 978-3465

Inukjuak

C.P. 301
 Inukjuak (Québec) J0M 1M0
 Phone: 819 254-8117

Kuujuaq

625, Kaivivik Circle, 2^e étage
 bureau A, C.P. 59
 Kuujuaq (Québec) J0M 1C0
 Phone: 819 964-2791
 Fax: 819 964-2502

Baie-James

Tourisme Baie-James

1252, Route 167 Sud, C.P. 134
 Chibougamau (Québec) G8P 2K6
 Phone: 418 748-8140
 Toll free: 1 888 748-8140
 Fax: 418 748-8150
 E-mail: info@tourismesbaiejames.com
 Internet: www.tourismebaiejames.com

Municipalité de Baie-James

Tourist Information Bureau

(located 6 kilometres from Matagami on the road to
 James Bay)
 Phone: 819 739-4473
 E-mail: tourisme@baie-james.net

Tour of La Grande-1 and

Robert-Bourassa power stations

From September to June, tours are offered according to availabilities.
 Toll free: 1 800 291-8486

Sûreté du Québec – Matagami

Phone: 819 739-2205

Ambulance Services,

road to James Bay, rest stop 381

Phone: 819 638-7948 ou 819 638-8502
 A 911 emergency line is now available.

Road to James Bay, rest stop 381

Ministère des Ressources naturelles et
 de la Faune, Société de développement
 de la Baie-James and other partners

Department

Phone: 819 638-3074

Service building

Phone: 819 638-8502

Registration centre

Phone and fax: 819 638-3072

Phone numbers and addresses

Radisson

James Bay regional health and social services centre

Health Centre of Radisson

Phone: 819 638-8991

Medical Emergency

Phone: 819 638-8094

Tourist Information Office of Radisson

Phone: 819 638-8687

(End of June to the beginning of September)

Toll free: 1 800 291-8486, (the rest of the year)

E-mail: radisson@radisson.org

Sûreté du Québec - Radisson

Phone: 819 638-8788

A 911 emergency line is now available.

Fermont

Sûreté du Québec

Phone: 418 287-3555

Fermont local development centre

Phone: 418 287-3506

Association touristique de Fermont

Phone: 418 287-3506 ou 418 287-5822

Toll free: 1 888 211-2222

Health centre

Phone: 418 287-5461

Outfitters (Sector B of Zone 22)

The following outfitters are the only ones authorized to offer winter hunting of caribou in zone 23 south for the 2007-2008 Season.*

Pourvoirie Mirage

Phone: 819 339-3150

Toll free: 1 866 339-6202

Fax: 819 339-3151

E-mail: mirage@lino.sympatico.ca

Internet: www.pourvoiriemirage.com

Tourisme Nouchmi inc.

Toll free: 1 800 771-2733

Au camp : 819 854-5092

Fax: 819 854-5273

Paul Bullfrog

Phone: 819 855-3242

Fax: 819 855-2544

Nadockmi

Phone: 819 855-3000

Fax: 819 855-3289

Pourvoirie Donat Asselin

Phone: 418 661-0580

Fax: 418 664-1881

Pourvoirie Radisson LG2

Toll free: 1 877 638-5400

Fax: 819 638-7487

E-mail: caribouxkid@pourvoirie-radisson-lg2.com

Internet: www.pourvoirie-radisson-lg2.com

Pourvoirie Manicouagan inc.

Phone: 418 548-9511

Fax: 418 548-2037

Pourvoirie rivière Rogan

Phone: 819 855-2425

Gaboosbawatin Goose Camp

Phone: 819 855-2744

Muskox Adventures

Phone: 819 855-3373

James Néacappo

Phone: 819 855-2830

Fax: 819 855-2677

Les camps Kiskimaastakin

Toll free: 1 888 449-2880

Camp : 819 853-5114 or 819 853-5115

Fax: 514 354-5578

Pourvoirie Caniapiscou inc.

Phone: 514 254-6345

Toll free: 1 800 267-9797

Fax: 514 254-6159

E-mail: explo@explosylva.com

Internet: www.explo-sylva.com

Outfitters (Zone 23 South)

The following outfitters are the only ones authorized to offer winter hunting of caribou in zone 23 south for the 2007-2008 Season.*

Club Chambeaux inc.

Phone: 418 548-1111

Fax: 418 548-2037

Club de chasse et pêche montagnais (1980) inc.

Phone: 819 426-3435

Fax: 819 426-2500

Club de pêche du lac Justone inc.

Les gérances de la horde sauvage inc.

Phone: 418 287-3142

Fax: 418 287-5668

Pourvoirie du lac Kerbodot inc.

Phone: 418 287-9203

Fax: 418 287-3642

Pourvoirie Manicouagan inc.

Phone: 418 548-9511

Fax: 418 548-2037

Les camps chasse et pêche nordiques inc.

Les camps chasse et pêche Nord Frontière inc.

Phone: 418 833-1478

Fax: 450 755-6568

La pourvoirie du lac Ternay inc.

Toll free: 1 800 662-6404

Fax: 603 532-6404

9020 - 9891 Québec inc.

Phone: 207 225-3717

* Telephone and fax numbers are those available to us at the time of printing.



Source: ministère des Ressources naturelles et de la Faune



www.mrnf.gouv.qc.ca/en/information/caribou

*Ressources naturelles
et Faune*

Québec 