

Recipient address

Read the news releases (in French: Actualités) on the website to follow the late-breaking news concerning the trapping regulations.

[faune.gouv.qc.ca/en/regulations/trapping](http://faune.gouv.qc.ca/en/regulations/trapping)

**TABLE OF CONTENT**


Main new elements	2	Ministère des Forêts, de la Faune et des Parcs
General rules	2	Dépôt légal - Bibliothèque et Archives nationales du Québec, 2016
- Definitions	2	Dépôt légal - Bibliothèque et Archives Canada, 2016
- Right to trap	2	ISBN 978-2-550-76023-8 (pdf)
- Certificate and licence	3	ISBN 978-2-550-76024-5 (HTML)
- Trapping by spouses, young people and students	3	© Gouvernement du Québec
- Trapping booklet	4	
- Using a firearm	4	
- Black bear: characteristics	5	
- Lynx: characteristics	6	
- Possession of animals, fish or pelts	6	
- Sale and purchase of game and fish	6	
- Accidental captures	7	
- General prohibitions	7	
- Accompanying parties who are not trappers	7	
- Marketing of pelts	7	
- Protection of wildlife habitats	8	
- Circulation in fragile environments	8	
Specific regulations on a trapline	9	
Regulations applicable to certain territories	9	
Trapping devices	12	
Trap certification	14	
Trapping seasons	17	
UGAF Map	20	
Forms		

## Trapping in Québec - Main regulations Season 2016-2018

This publication section recalls the rules that every trapper must know and obey. However, it does not replace the official texts of the laws and regulations. The electronic version is available on the web site of the Ministère des Forêts, de la Faune et des Parcs at [faune.gouv.qc.ca/en/regulations/trapping](http://faune.gouv.qc.ca/en/regulations/trapping) where you will also find the maps of furbearer management units (UGAF) and a variety of other information that will be useful for trappers.

### Main new elements in 2016-2018

- Update to the list of certified traps.

In this publication, these new elements are highlighted in grey or the addition of an icon .

**ATTENTION:** During the season, the Ministère des Forêts, de la Faune et des Parcs may deem it necessary to modify or close the trapping season for conservation or management purposes where required. To find out the trapping seasons that may have been modified, consult the News section in the electronic version on the Internet or contact the Department's Customer Services at 1 877 346-6763.

Moreover, following the publication, it is also possible that the practice of trapping could be changed, in one way or another, following an agreement between the Gouvernement du Québec and a Native Nation or a band council. The Québec National Assembly, in its resolution of March 20, 1985 and of May 30, 1989, has formally recognized eleven Native Nations in Québec and the possibility of exercising their particular rights under Québec's laws. The Gouvernement du Québec has thus chosen to negotiate with these nations in order to reach agreements that would better recognize and specify the exercise of their activities. In this process there is a historical basis, and it is considered important for Québec society to establish harmonious relations based on mutual respect and trust. For more information in the event of such a modification, you can contact the Department's Customer Services at 1 877 346-6763.

## General regulations

Trappers must comply with the trapping regulations that apply in these UGAFs as well as the requirements that apply to specific territories.

### Definitions

**"Trapping"** refers to the action of capturing or attempting to capture a furbearing animal using a trap.

**"Resident"** refers to persons domiciled in Québec and having ordinarily resided there for at least 183 days of the year preceding their trapping activities or their application for a licence or certificate.

**"Department"** designates the Ministère des Forêts, de la Faune et des Parcs.

**"UGAF"** is the French acronym designating furbearer management units.

### Right to trap

Every person has the right to trap in accordance with the law. However, the effect of this right is not to grant a trapper priority of use of a public territory to the detriment of other outdoor enthusiasts, just as it does not give him exclusive right to that territory.

Moreover, no one may knowingly hinder a person who is trapping lawfully or engaged in a trapping preparation activity and who lawfully entered the property on which he finds himself. "Hindering" someone may, among other things, include the following elements:

- Preventing a trapper from having access to trapping sites to which he is legally entitled to have access;
- Disturbing or scaring away an animal by a human, animal or other presence, by a noise or by an odour;
- Rendering ineffective bait, a lure, a trap or a device intended to trap an animal.

In no case may the right to trap limit property rights. A land owner may enjoy his property as he sees fit and may grant or refuse access to a trapper who wants to enter his property. The sharing of the territory by users must take place in a spirit of harmonious cohabitation and ethical behaviour.

### BE CONSCIENTIOUS AND RESPONSIBLE

In a spirit of courtesy and respect for others, trappers must pay special attention to the place where they install their traps. It is in their interests to maintain good relations with the people around them, to help maintain a positive public perception of the activity.

It is important to ensure that installed traps are safe for other humans. Trappers must also take all the necessary precautions to avoid capturing domestic animals, whether in woodland areas or on cultivated land.

## Certificate and licence

### Trapper's certificate

To obtain the trapper's certificate, Québec residents must:

- be at least 12 years of age;
- have taken the Trapping and Management of Furbearing Animals course approved by the Department;
- and passed the course exam.

Courses are given by associations affiliated with the Fédération des trappeurs gestionnaires du Québec (FTGQ), when there is sufficient demand, and according to the schedule defined by the organization. For more information, contact the FTGQ at 418 872-7644 or 1 866 260-7644, or visit the web site of the Federation at [www.ftgq.qc.ca](http://www.ftgq.qc.ca).

A valid certificate may be replaced upon request and a fee generally applies for the issue thereof.

### Trapping licence

To trap, a person must be the holder of a professional trapping licence and have it on hand. This licence must be exhibited immediately, to a wildlife protection officer or a wildlife protection assistant who asks to see it.

To obtain a professional trapping licence, Québec residents must hold a valid trapper's certificate. A non-resident must be at least 12 years of age.

The holder of a professional trapping licence must enter his name, address and date of birth on the back of his licence when one of these particulars is not indicated on the front of the licence or when one of them is inaccurate.

The professional trapping licence is valid from the date of its issue until the July 1 following said date. Four transportation tags are provided to be affixed to black bears. In certain UGAFs, two, three or four black bears may be bagged.

#### **No person may hold more than one professional trapping licence.**

The holder of a professional trapping licence for residents may trap on private lands and on lands of the domain of the State which are not beaver reserves intended for the exclusive use of the Indians and the Inuit.

The holder of a professional trapping licence for non-residents may only trap on his private land and, when he has in his possession a document attesting to the authorization to trap obtained from the leaseholder, on a territory with exclusive trapping rights of the holder of a professional trapping licence or the holder of an outfitter's licence.

To trap on a territory where exclusive trapping rights have been granted, the holder of a professional trapping licence must be the holder of the lease with exclusive trapping rights for this territory. Any other person may also trap there if he has in his possession a document attesting to the authorization to trap obtained from the leaseholder and, where necessary, he must show this document to a wildlife protection officer, a wildlife protection assistant or an area warden.

A professional trapping licence for residents or non-residents may be obtained from authorized distributors of hunting, fishing and trapping licences available on July 1<sup>st</sup> each year. No certificate is required to obtain a licence in the case of a non-resident. Incidentally, a non-resident cannot use a trapper's certificate to obtain a trapping licence. Such a licence would be invalid.

To find a selling agent in your region, contact a regional office of the Ministère or refer to the list on the Ministère's website.

To find out the various trapping licence rates, refer to the Department's website, at <http://www3.mffp.gouv.qc.ca/faune/permis/region.asp> (in French only).

In the event that the licence is lost or stolen, or when the licence becomes unusable, the licence-holder must obtain a replacement licence from a licence distributor and pay the cost thereof if he wishes to continue trapping.

### Indemnity for accidents

Trapping licence holders who are injured (total and permanent disability or complete loss of a limb or full and incurable loss of an eye) as a direct result of legal recreational trapping pursuits, or their assigns if the licence holder succumbs to his injuries, may be eligible, under certain conditions, to receive a lump-sum compensation varying between \$2,500 and \$5,000. For information, contact the Ministère des Forêts, de la Faune et des Parcs, 880, chemin Sainte-Foy, Québec (Québec) G1S 4X4, telephone: 1 877 346-6763.

## Trapping by spouses, young people and students

The term "spouse" designates a de facto spouse who has been living with another person in a conjugal relationship for at least one year as well as a legal spouse.

A professional trapping licence authorizes the holder and his spouse to trap under this licence. The spouse must be in possession of the licence when the licence-holder is not accompanying him and, in the case of a resident, always have his trapper's certificate on hand.

A young person under 18 years of age may, without a certificate or a licence, trap under the professional trapping licence of an adult accompanying the young person and who has his licence on hand. The young person may also be accompanied by the spouse of this adult; this spouse must then be in possession of the licence in question and, in the case of a resident, have his trapper's certificate on hand.

A student between 18 and 24 years of age, who has his valid student's card with him, as well as a young person from 12 to 17 years of age may trap if they have in their possession the professional trapping licence of one of their parents or of the spouse of one of their parents. In addition, in the case of residents, these young people and students must have their trapper's certificate on hand.

Students between 18 and 24 years of age who have their valid student's card with them, and young people between 12 and 17 years of age, may trap under the professional trapping licence held by an adult, provided the adult is accompanying them and has the licence to hand. A student or young person may also be accompanied by the spouse of the adult licence-holder. In this case, the spouse must have the licence in his or her possession, and the student or young person, if a resident, must also have his or her trapper's certificate to hand.

The young person, student or spouse, who traps on a territory under a lease with exclusive trapping rights, must also have in his possession the document attesting to the authorization to trap obtained from the leaseholder.

Each furbearing animal trapped by these individuals is counted as a furbearing animal trapped by the holder of the professional trapping licence.

Every person who holds his own trapping licence may trap without being accompanied.

## Trapping booklet

Prior to the trapping season, the Department sends selected trappers a trapping booklet to document the state of populations of the main furbearer species and their prey. According to the species, this evaluation may be made by compiling the trapping effort and the harvests obtained or by the assessment that the trapper makes of the abundance of the species.

It is very important that this booklet be completed conscientiously so that this information can be used in the analysis of furbearer harvests. Indeed, trappers visit diversified environments for the practice of their activity. The data found in the trapping booklets make it possible to take into account trappers' knowledge in the field when interpreting the trapping results, provided that these booklets are completed correctly and returned to the Department. This invaluable collaboration on the part of trappers contributes to a better management of the resource.

## Using a firearm

Professional trapping licence holders may use a firearm to kill a coyote, wolf, lynx, striped skunk, raccoon, fox or black bear caught in a trap. Remember, however, that under the Criminal Code, any person under 18 years of age who wishes to use a firearm must do so under the direct supervision of a person aged 18 or over who legally owns this firearm, and in compliance with all other firearms acquisition rules. A summary of these rules is found in the publication Sport Hunting in Québec - Main rules at <http://mffp.gouv.qc.ca/english/publications/online/wildlife/hunting-regulations/index.asp>.

**It is prohibited** to be in or on any motorized land vehicle, aircraft or trailer pulled by a vehicle and:

- be, at any time, in possession of an armed crossbow, or a loaded firearm containing a live cartridge in the chamber, the loader or the magazine if the latter is attached to the firearm, or a muzzle-loaded firearm containing powder, a ball or a detonator in the shaft, or powder in the pan;
- fire a firearm, crossbow or bow from such a vehicle, aircraft or trailer;
- be in possession of an unloaded firearm, an unarmed crossbow or bow at night, unless these arms are stored in a sealed case or placed in the trunk of the motor vehicle or luggage compartment of the aircraft.

It is also prohibited to be in possession, **without a reasonable excuse**, of a loaded firearm or an armed crossbow at night in any area where big game can be found, unless you are engaging in a legal hunting activity.

Moreover, from an hour and a half after sunset to an hour and a half before sunrise, any persons in possession of a projector and a firearm, crossbow or bow, in any area where big game is found, are assumed to be hunting at night **unless they can prove otherwise**.

### Sunrise and sunset

To find out the times of sunrise and sunset, consult a local newspaper or the web site of National Research Council Canada at <http://www.nrc-cnrc.gc.ca/eng/services/sunrise/index.html>. This latter reference is expressed according to Eastern Standard Time.

A GPS may also be used to determine the times of sunrise and sunset.

## Federal firearm legislation

As trappers occasionally use firearms, they are invited to consult the Criminal Code which contains several provisions dealing with these firearms. A summary of the main rules concerning firearms used for hunting under the Firearms Act is given in the publication Sport Hunting in Québec - Main rules at <http://mffp.gouv.qc.ca/english/publications/online/wildlife/hunting-regulations/arms/legislation.asp>.

Moreover, a person who carries on the profession of trapper and who has the authorizations and the training required by the laws of the province in which they trap can obtain an authorization to carry a restricted firearm. For more information, contact the Canada Firearms Centre at 1 800 731-4000 or at [www.cfc-cafc.gc.ca](http://www.cfc-cafc.gc.ca).

**Act to protect persons with regard to activities involving firearms, L.R.Q. C. P-38.0001** The Act to protect persons with regard to activities involving firearms is a new law that affects trappers. This Québec legislation deals, among other things, with the possession of every firearm on the properties and in the buildings of an educational institution, a childcare centre, and public or school transportation, with the exception of taxis. Consequently, trappers must familiarize themselves with the content of these new legislative and regulatory provisions and make sure that you abide by them. For more information, please contact an office of the Sûreté du Québec.

## Black bear: characteristics

It is forbidden to place a nutritive substance as bait to trap black bear, depending on the UGAFs, during the periods mentioned in the following table:

UGAF	Prohibited seasons
1 to 5, 7 to 49, 51 to 55 and 68 to 86	July 1 to August 31
6, 50 and 56 to 66	July 1 to August 31

Depending on the UGAF, the following number of black bears may be captured during a year:

- **Two black bears** in all of UGAFs 1 to 7, 11 to 15, 17, 20, 21, 27 to 32, 38, 39, 42, 43, 45, 47 to 51, 53, 54, 56, 59 to 66, 73 to 79 and 82 to 86;
- **Three black bears** in all of UGAFs 16, 80 and 81;
- **Four black bears** in all of UGAFs 8, 9, 10, 18, 19, 22 to 26, 33 to 37, 40, 41, 44, 46, 52, 55, 57, 58, 70, 71 and 72.

Subject to the following paragraph, a trapper may capture no more than four black bears.

The trap limit for black bears applies to the UGAF and not to a specific leased territory located within the UGAF. However, a person who has obtained authorization from a lease holder to trap on such a territory may, in addition to his or her own trap limit, take advantage of the unused trap limit. In such a case, the black bears must be trapped by the person on the lease holder's land. All black bears captured in this way will be considered as having been captured by the lease holder.

The holder of a professional trapping licence who captures a black bear must, before moving the bear, remove the transportation tag from the trapping licence and attach it to the animal. In the case of a person who is using a lease holder's trap limit, the transportation tag must be taken from the professional trapping licence belonging to the lease holder.

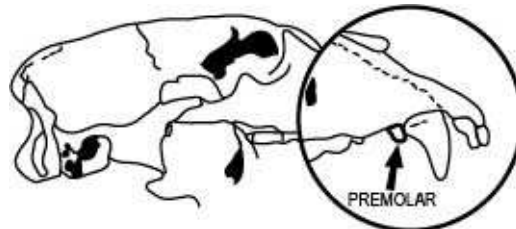
**If the black bear is captured on a territory under lease with exclusive trapping rights, the tag must be taken from the professional trapping licence of the lease holder or of another professional trapping licence holder authorized by the lease holder to trap on the territory in question.**

Professional trapping licence holders who capture a black bear must, within 15 days of leaving the trapping site, present their licence as well as the animal's carcass or fur and have their capture recorded by a person, a firm or an association authorized by the Ministère des Forêts, de la Faune et des Parcs, and have the transportation tag punched. The trapper must pay the applicable fee to register a black bear. This tag must remain on the animal until it is ready to be cut up. However, when the pelt is destined to be dressed or sold, the tag must remain attached thereto.

The holder of a professional trapping licence who bags a black bear must, at the request of a wildlife protection officer, immediately register the animal with this officer.

A trapper must pay the applicable fee to register a black bear.

In a spirit of collaboration with black bear management, trappers are requested to provide, when registering black bear, the two upper premolars (see drawing), then to indicate the date and exact location of capture, the animal's sex and the presence or absence of milk.



The premolars are located directly behind the canine teeth. They are easy to remove as follows:

1. using a very sharp knife, detach the tooth from the gum;
2. push the point of the knife into the gum between the canine and premolar and, with a slight twist, dislodge the tooth;
3. do not clean or boil the teeth.

The procedure is the same for both premolars. In order to avoid mixing up one animal with another, for each bear captured, place the two teeth and other information requested together in the same envelope. The premolars are not always visible in older animals.

## Lynx: characteristics

Depending on the UGAF, the following number of lynx may be captured during a year:

- One lynx in all of UGAFs 8 to 10, 12, 14, 15, 18 to 21, 36, 37, 78 and 79;
- **Two lynx** in all of UGAFs 1 to 5, 11, 13, 17, 26 to 35, 38 to 66 and 70 to 73;
- **Two lynx** in all of UGAFs 75, 76 and 77;
- **Two lynx** in all of UGAF 74;
- UGAFs 6 and 7 are reserved exclusively for Aboriginal people.

Subject to the following paragraph, a trapper may capture no more than seven lynx.

The trap limit for lynx applies to the UGAF and not to a specific leased territory located within the UGAF. However, a person who has obtained authorization from a lease holder to trap on such a territory may, in addition to his or her own trap limit, take advantage of the unused trap limit. In such a case, the lynx must be trapped by the person on the lease holder's land. All lynx captured in this way will be considered as having been captured by the lease holder .

## Bobcat: characteristics

Holders of a professional trapping licence are permitted to bag **one bobcat** per year in the following UGAF :

UGAF	
16, 79, 80, 81, 83 et 84	November 15 to December 15, 2014
16, 79, 80, 81, 83 et 84	November 15 to December 15, 2015

Only one animal bagged by trapper per year is authorized. The authorized trapping devices are those mentioned in the Trapping Devices section.

## Possession of animals, fish or pelts

It is illegal to have in one's possession a bear's gallbladder detached from the animal's carcass.

All persons who transport or have in their possession an animal, fish or undressed pelt must, at the request of a wildlife protection officer or wildlife protection assistant, identify themselves and indicate the origin of the animal, fish or pelt.

The possession of a polar bear undressed pelt is subject to special rules. For more information on this subject contact the Nord-du-Québec office of the Department at the following telephone number: 418 748-7701.

Keeping animals in captivity is subject to strict regulation. For more information contact the Department's Customer Services at 1 877 346-6763.

Occasionally, trappers use fish as bait; **they must know and comply with** the following regulations:

- Individuals who have in their possession, other than in their place of permanent residence, freshwater fish of anadromous or catadromous species, **caught while sportfishing**, must not skin, cut, or wrap them. The fish must be in a condition to enable determination of the species, length (where length limits apply) and number;
- Trappers must take particular care not to have more fish in their possession than allowed for species with possession limits. For more information, consult the publication Sport fishing in Québec including salmon fishing ;
- Possession limits do not apply to trappers with fish caught by the holder of a commercial fishing licence;
- Trappers may not transport live fish.

## Sale and purchase of game and fish

**It is illegal to sell or purchase bear gallbladders and bile.**

The purchase and sale of the edible flesh of any animal for which a trapping season has been established and which has been legally captured is permitted beginning the third day after the opening of the trapping season for that animal and ending the fifteenth day after its closing.

**It is illegal to sell, trade, purchase or offer to purchase** the following fish: bass, shad, American eel, sea bass, bullhead, channel catfish, chain pickerel, carp, copper redhorse, river redhorse, panfish, walleye, sauger, smelt, sturgeons, northern pike, burbot, black crappie, muskellunge, Arctic char, brook trout, splake, landlocked salmon, yellow perch, Atlantic salmon, tench, lake trout, rainbow trout and brown trout.

However, it is legal to buy and sell dead fish of the above species if they were caught by the holder of a **commercial fishing licence** or if they come from a fish farm.

For more information on the purchase and sale of fish, contact the Department's Customer Services at 1 877 346-6763.

## Accidental captures

Accidental capture refers to the **involuntary** capture of an animal, whose capture is prohibited during the period in question, a capture using an unauthorized trapping device or without the person being the holder of the proper licence.

**Anytime a trapper accidentally captures or finds an uninjured, live animal, the trapper must immediately release the animal.**

If an animal captured accidentally or found is a musk ox, wolverine, caribou, white-tailed deer, cougar, coyote, wolf, lynx, bobcat, opossum, moose, polar bear, black bear, grey fox or bird of prey and if this animal is injured or dead; it must be reported immediately to a wildlife protection officer and, if the latter so requires, delivered for confiscation.

Any fish captured accidentally, **whether living or dead**, must immediately be returned to the water in which it was captured.

Moreover, **it is illegal to have in one's possession** any migratory bird contemplated by the 1994 Migratory Birds Convention Act without holding a licence issued for this purpose. To find out more about this licence, contact Environment Canada at 1 800 668-6767.

## General prohibitions

It is forbidden to:

- use poison, explosives, deleterious substances or electrical discharges when trapping;
- set a snare or leg-hold trap in such a manner that the trapped animal is left hanging without something to rest on;
- use a spring-loaded leg-hold trap or leg-hold trap whose jaws are equipped with teeth, hooks, claws or barbed wire;
- set any trap other than a *Stoploss* model connected to a drowning mechanism or a X type trap (*Conibear*) model, or their equivalent, in a muskrat lair;
- disturb, destroy or damage a beaver lodge or an animal lair. The Minister may grant exemptions from this regulation under certain conditions. Requests for exemption should be sent to the Department's Customer Services at 1 877 346-6763.
- use a dog except to locate a muskrat for the purpose of trapping it. In migratory bird sanctuaries, the dog must be kept on a leash.

However, from 30 days before the beginning of the trapping season to its end, a person holding a trapping licence may damage a beaver dam to see if the species is present or to set a trap during the trapping season.

In addition, the holder of a trapping licence may, during the muskrat trapping season, open the den of a muskrat to install a trap there. He must close the den immediately after installing the trap.

## Accompanying parties who are not trappers in certain wildlife territories

Occasionally, individuals may accompany the trapper during his activities.

Some wildlife sanctuaries and fish and game reserves have special rules governing these people. It is up to trappers and their guests to inquire about the regulations in effect on the territory in question, particularly as regards carrying and possession of firearms. In areas of a wildlife sanctuary where limited-access hunting for white-tailed deer and moose is allowed, the holder of a professional trapping licence who has a lease with exclusive trapping rights in this wildlife sanctuary and the persons to whom he gives an authorization to trap are allowed to circulate in this sanctuary. These limited-access hunting seasons are indicated in the publication Sport hunting - Main rules at <http://mfpp.gouv.qc.ca/english/publications/online/wildlife/hunting-regulations/index.asp>.

Outside limited-access hunting seasons for white-tailed deer and moose in a wildlife sanctuary, people accompanying a trapper are allowed to circulate through the sanctuary in a vehicle, including an all-terrain vehicle.

In ZECs, when required under the regulations of the ZEC managing organization, people not trapping must register at the visitor centre and pay the fee before being allowed to enter. Where required, these people must carry their proof of registration and show it immediately to a wildlife protection officer, a wildlife protection assistant or an area warden who asks to see it, or display the proof of registration prominently on their dashboard and then return it to the registration desk when leaving the zec. In addition, the managing organization may, by regulation, prohibit the use of all-terrain vehicles for recreation purposes during the moose or white-tailed deer hunting season.

For additional information, contact the territory management organization or the Department's Customer Services at 1 877 346-6763.

## Marketing of pelts

### Pelt transactions

During a transaction with a fur trader, dresser or auction house for raw pelts from an animal bagged while hunting or trapping, every trapping licence holder must state from which UGAF the pelts come and sign a register to that end.

### Licences and conditions

**Resident** trappers are not required to hold a fur trader or dresser's licence to sell or dress the products of their **own trapping**. However, any other person who wishes to sell raw pelts from an animal bagged while hunting or trapping, trade or dress pelts, or serve as an intermediary for the sale or trade of pelts, in exchange for any benefit, must obtain a specific licence issued for such a

purpose and comply with the other conditions established by regulation. For further information, contact the Department's Customer Services at 1 877 346-6763.

It is not necessary to hold a licence to purchase raw pelts from an animal bagged while hunting or trapping, for personal use.

### Exporting pelts

A person who wishes to ship, outside Québec, raw pelts from an animal bagged while hunting or trapping must, where required by the destination authority, obtain an export form from the Minister. The export form serves as authorization within the meaning of the Wild Animal and Plant Protection and Regulation of International and Interprovincial Trade Act (S.C. 1992, c. 52).

In addition, certain furbearing animals are protected by the Convention on International Trade in Endangered Species of Wild Fauna and Flora (CITES). Even though these species are not endangered in Québec, they are similar to other species regarded as endangered elsewhere in the world. The species covered are listed in the Convention's appendices. In Québec, six furbearing animals are included on these lists, namely the following species: the wolf, the river otter, the lynx, the bobcat, the polar bear and the black bear.

Any of these animals, their parts and derivatives or any products obtained from them to be exported outside Canada must be accompanied by a CITES export permit. If they are not, they will not be allowed into the importing country.

Export permits may be obtained at the following address:

Environment Canada Canadian Wildlife Service Convention on International Trade in Endangered Species of Wild Fauna and Flora (CITES) Ottawa (Ontario) K1A 0H3 Telephone: 819 997-1840 or 1 800 668-6767 Fax: 819 953-6283 Web site: [www.cites.ec.gc.ca](http://www.cites.ec.gc.ca)

With the entry into force of the *Agreement on International Humane Trapping Standards between the European Union, Canada and Russia*, obtaining a **source certificate** to export certain fur products towards the European Union is now mandatory. More information can be obtained at the following address:

Mrs. Angela Gurley Fur Council of Canada 1435, Saint-Alexandre, suite 1270 Montréal (Québec) H3A 2G4 Telephone : 514 844-1945 Web site: [www.furcouncil.com/home.aspx](http://www.furcouncil.com/home.aspx)

### Protection of wildlife habitats

Anglers should be reminded that the law protects wildlife habitats. Thus it is forbidden for anyone to engage without authorization in an activity likely to modify a biological, physical or chemical element belonging to the habitat of an animal or a fish. In the case of an angler or vacationer, this may mean, for example:

- spilling oil, gasoline or any other toxic substance or waste material in any place, but particularly in a lake, marsh, swamp, flood plain or a waterway, in the case of the fish habitat;
- traversing such waterways or along a river bank or sandbank in a motorized vehicle;
- constructing a dam on such waterways, which, in addition to preventing the free run of fish, may modify their habitat;
- removing gravel from the bed of such a waterway, or backfilling.

If you witness such acts, report them to a wildlife protection officer via **S.O.S Poaching at 1 800 463-2191**. Remember that :

- even minor operation can cause damage to the fish habitat;
- any environment where there is water, even periodically (in spring, for example) may be vital for fish.

To find out more about the applicable regulations, contact the Department's Customer Services at 1 877 346-6763.

### Circulation in fragile environments

The circulation of motorized vehicles in certain fragile environments is also regulated. It is important to keep in mind that it is forbidden to circulate:

- in motorized vehicles on the dunes of the State domain;
- in motorized vehicles, other than snowmobiles:
  - on beaches and barrier beaches, in marshes or swamps located along the shoreline (flat) of the St. Lawrence River downstream from Pont Laviolette, of the estuary and Gulf of St. Lawrence, of Baie des Chaleurs and the islands located there. However, the effect of this restriction is not to prevent the exercise of activities related to fishing practiced legally, the circulation on trails identified for this purpose and laid out in accordance with the law, as well as to permit access to private property.
  - in peatlands of the State domain, south of the St. Lawrence River, of the estuary and the Gulf of St. Lawrence.



To find out more about the regulation applicable to circulating in a vehicle in fragile environments, consult the Ministère des Forêts, de la Faune et des Parcs, which is in charge of the application of this regulation, at 1 877 346-6763 or consult the web site at <http://mffp.gouv.qc.ca/the-wildlife/?lang=en>.

## Specific regulations on a trapline

### General conditions

Traplines are parcels of land located in ZECs, wildlife sanctuaries and specially designated lands of the State domain.

Operation of the trapline is conditional upon obtaining a nine-year lease of exclusive trapping rights. This lease sets the conditions of the agreement between the Department and the lessee regarding the harvesting of furbearing animals on this trapline. The exclusive rights granted for this trapline are subject to compliance with the lease's conditions.

In addition to the price of a professional trapping licence, trapline holders must pay the annual fee of the rent of the trapline, between September 1<sup>st</sup> and November 1<sup>st</sup>, to a computerized distributor of hunting, fishing and trapping licences. This fee is set at \$1.79 per km<sup>2</sup> of trapline (plus tax). The minimum fee payable for a trapline is \$18.01.

To trap on a trapline, a person must have a lease with exclusive trapping rights for said trapline. Every other person may also trap there if he has in his possession a document attesting to the authorization to trap obtained from the leaseholder. The same rule applies to trap on a territory with exclusive trapping rights belonging to an outfitting operation.

### Buildings and constructions

Holders of a lease with exclusive trapping rights may erect buildings **for the purposes of carrying on their activity**. They must, however, comply with the standards and conditions established by regulation. Trapline holders may obtain this information at the Department's Customer Services at 1 877 346-6763.

If they lose or relinquish their trapping rights, trappers must transfer ownership of their buildings to the new lessee in accordance with the stipulated terms and conditions. To be authorized to trap on the land, the new lessee must have acquired the buildings. However, in cases where the sound value of a building is superior to the maximum value established by regulation (\$ 6000) and the owner does not consent to sell it at the maximum value, he is required to demolish or remove the building within one year.

### Assignment of rights and obligations

The holder of a territory under lease with exclusive trapping rights may, if he or she makes a written application to the Department no later than August 1 of the current year, be authorized to assign all his or her rights and obligations to the holder of a "P" code trapper's licence, provided he or she meets the conditions established by regulation, i.e. the obligation, for the lease holder, to have trapped on the trapline in question in the year preceding the year in which the assignment takes place. For further information on the conditions, please contact the regional office of the region in which the trapline is located. Two holders of territories under lease with exclusive trapping rights may, if they make a written application to the Department no later than August 1 of the current year, be authorized to exchange their rights and obligations under their respective leases, provided they meet the conditions established by regulation, including the obligation for both lease holders to have trapped on their respective traplines during the year in which the exchange takes place. For further information on the conditions, please contact the regional office of the region in which the traplines are located. Costs apply to transfers such as these.

### Obligation to deal

Holders of a professional trapping licence who hold a lease with exclusive trapping rights (trapline or outfitting operation) are required to deal, on an annual basis, during the period when their licence is valid, with a fur trader, dresser or auction house for at least 15 raw pelts from at least five furbearing animal species trapped on the territory described in their lease. These raw pelts must originate **exclusively** from the trapline described in the licence holder's lease. Furbearing animals trapped outside the territory described in the lease or on other traplines must not be included in this calculation. However, a licence holder may use pelts from animals trapped by other professional trappers he or she has authorized to trap on the territory described in the lease, as long as the licence holder does not draw any advantage from it. Where the surface area of the trapline described in the lease is 20 km<sup>2</sup> or less, the minimum number of raw pelts to be dealt is reduced to ten. The pelts must come from at least three furbearing animal species trapped on the territory described in the lease.

## Regulations applicable to certain territories

Trappers must correctly choose the area where they intend to trap. For more details on the boundaries of trapping areas, please contact the Department's Customer Services at 1 877 346-6763.

### Free zones on lands of the State domain and private lands

Under a **professional trapping licence** for resident, a person may trap on private lands and on lands of the domain of the State that are not beaver reserves intended for the exclusive use of the Indians and the Inuit. It is important to recall the importance for trappers to respect private property and to obtain the owner's permission to have access to this property.

In the Bas-Saint-Laurent, Chaudière-Appalaches, Estrie, and Montérégie regions, landowners or their representatives and the Department have signed a **memorandum of agreement** on wildlife management and access. Under this agreement, **it is prohibited** to trap on these lands without first obtaining permission from the owner or his representative. On these lands, the Department prosecutes those persons who trap without the owner's authorization.

The same is now true in the case of trapping on a land contemplated by an agreement reached between an owner and an association or agency whose vocation is to promote access by trappers to private lands and **recognized to this end by the Department, for wildlife accessibility purposes**. To find out more about these territories, contact the Department's Customer Services at 1 877 346-6763.

### Outfitting operations holding exclusive trapping rights

Some outfitting operations with exclusive rights also have exclusive trapping rights on their territory. Under a **professional trapping licence**, a person may trap on these territories but as in the case of a trapline, **he must also have in his possession a document attesting to the authorization to trap obtained from the outfitter** and, as the case may be, present it upon request to a wildlife protection officer, a wildlife protection assistant or an area warden. To find out which outfitting operations hold exclusive trapping rights, contact the Department's Customer Services at 1 877 346-6763.

### Lands under a lease of exclusive trapping rights

A **holder of a professional trapping licence for residents** may hold a trapline under lease with exclusive trapping rights. The Department attributes available traplines by an **annual random draw**. To register for this draw, contact the Société d'établissement de plein air du Québec (see [www.sepaq.com](http://www.sepaq.com)). To obtain such a trapline, a person must be a resident, must hold a **trapper's certificate** and be at least 18 years of age. Special trapping conditions are also enforced on these lands. For details, consult the publication under the section Specific Regulations on a trapline.

These traplines are located on lands in the State domain reserved for trapping as well as in wildlife sanctuaries or ZECs outside UGAFs 6, 7, 29, 31, 32, 50, 56 (beaver reserves) and 87 to 96 (territories subject to the agreements). To find out more about where these traplines are located or about the regulations applicable to a given wildlife sanctuary or ZEC, contact the Department's Customer Services at 1 877 346-6763.

Persons who practice a trapping activity in a wildlife sanctuary are free to come and go during limited access moose and white-tailed deer hunting periods.

Under a **professional trapping licence**, a person may trap on these territories but he must also **have in his possession a document attesting to the authorization to trap** obtained from the leaseholder and, as the case may be, present it upon request to a wildlife protection officer, a wildlife protection assistant or an area warden.

### Wildlife preserves

The conditions applying to the use of resources in wildlife preserves are set with a view to ensuring the conservation of a wildlife habitat or a wildlife species. In these areas, special restrictions may apply to trapping.

- Trapping is prohibited in the Deux-Montagnes Wildlife Preserve (UGAF 24) and in the Îlet-aux-Alouettes Wildlife Preserve (UGAF 41).
- In the Grande-Île Wildlife Preserve (UGAF 25) trapping is prohibited from April 1 to July 31.
- In the Pointe-du-Lac Wildlife Preserve (UGAF 37), entering, circulating or engaging in any activity whatsoever is prohibited from September 25<sup>th</sup> to December 26<sup>th</sup>.
- In the Battures-de-Saint-Fulgence Wildlife Preserve (UGAF 52), a trapper may circulate at any place during the trapping seasons, to gain access to his trapping sites or to retrieve trapped animals.
- In the Île Laval Wildlife Preserve (UGAF 55), trapping is permitted provided that the conditions governing access to the territory are respected.
- in the Pointe-de-l'Est Wildlife Preserve (UGAF 69), trapping is permitted provided that access and travel conditions are respected on this territory.
- In the Rivière-des-Milles-Îles Wildlife Preserve (UGAF 24 and 86), trappers can travel about the preserve freely.

For more information about these preserves, contact the Department's Customer Services at 1 877 346-6763.

### Natural reserves

A natural reserve is a private property protected by way of a conservation agreement reached between an owner and the Ministère du Développement durable, de l'Environnement et de la Lutte contre les changements climatiques du Québec. Its recognition seeks to guarantee the preservation of the natural characteristics warranting the interest in the conservation of this property. It is governed by the provisions of the *Natural Heritage Conservation Act*.

In a natural reserve, wildlife harvesting activities may be subject to more restrictive measures than those stipulated in the provincial regulations. Before accessing this private property, you must obtain the owner's authorization and inquire about the special measures in effect. For more information, get in touch with the Department's Customer Services at 1 877 346-6763 or visit the web site [faune.gouv.qc.ca](http://faune.gouv.qc.ca).

### Migratory bird sanctuaries and national wildlife reserves

Environnement Canada's wildlife conservation section is responsible for these territories. Trapping may be permitted in these areas under certain conditions. For more information, contact this organization at 1 800 668-6767.

### **Fish and game reserves**

Special regulations apply to fish and game reserves and may differ from one reserve to the next. In some, special authorization may be required to enter and carry on any activity whatsoever, whereas in others the possession of firearms or hunting devices is prohibited. Before trapping in a fish and game reserve, be sure to contact the Department's Customer Services at 1 877 346-6763.

### **Beaver reserves and James Bay, Northern and Northeastern Québec territories**

These territories cover most of Northern Québec north of the 49<sup>th</sup> parallel, and certain parts of the Abitibi-Témiscamingue, Outaouais, Haute-Mauricie, Saguenay–Lac-Saint-Jean and Côte-Nord regions. In UGAFs 6, 7 (except for the wildlife sanctuary), 29, 31, 32, 50, 56 and 87 to 96, trapping is reserved exclusively for the persons (Aboriginals) referred to in the Regulation respecting beaver reserves and An Act respecting hunting and fishing rights in the Baie James and Nouveau-Québec territories.

### **Areas where trapping is prohibited**

No person may trap in a provincial or federal national park, a forest station or an ecological reserve, as well as in UGAF 67. Trapping is also banned in the following areas where trapping is prohibited : Lac-la-Blanche (UGAF 8), Les Laurentides (Centre touristique et éducatif des Laurentides in Saint-Faustin) (UGAF 23), Bois-de-Belle-Rivière (Municipality of Mirabel) (UGAF 24), Massif de la Petite-Rivière-Saint-François (UGAF 40), Les Palissades (UGAF 41), Centre d'études et de recherches Manicouagan (UGAF 57), Réserve écologique de la Matamec (UGAF 61), Charles-B.-Banville (UGAF 76), Drummondville (located in Saint-Majorique and Drummondville) (UGAF 82) and, from September 19th to December 26th, on a portion of Canal Beauharnois and the adjacent lands (UGAF 84) and on the territory of Chute-à-Michel (Cégep de Saint-Félicien) (UGAF 47). To obtain more information, please contact the Department's Customer Services at 1 877 346-6763.

Finally, National Capital Commission (UGAF 9) regulations prohibit trapping on its lands. The Parc de la Gatineau hunting reserve is located on NCC lands. For more information, contact the Commission at 819 827-2711 or 1 800 465-1867.



Devices	Beaver	River otter	Muskrat	Mink	Black bear	Other species (Note1)	Marten, Fisher, Raccoon	Coyote, Wolf	Lynx	Bobcat	Arctic fox (white or blue), Red fox (silver, cross or red)
Drowning system set to restrain the animal with a (spring-loaded) leg-hold trap and a mechanism to prevent self-mutilation (ex, stoploss)	Prohibited	Prohibited	Authorized	Authorized	Prohibited	Prohibited	Prohibited	Prohibited	Prohibited	Prohibited	Prohibited
Drowning system set to restrain the animal with a snare equipped with a locking device	Authorized	Authorized	Authorized if certified	Authorized	Prohibited	Prohibited	Prohibited	Prohibited	Prohibited	Prohibited	Prohibited
Killing submarine trap (Note 3)	Prohibited	Prohibited	Authorized when indicated	Authorized when indicated	Prohibited	Prohibited	Prohibited	Prohibited	Prohibited	Prohibited	Prohibited
Live capture cage (Note 4)	Prohibited	Prohibited	Prohibited	Prohibited	Prohibited	Prohibited (authorized for striped skunk - see note 4)	Prohibited (authorized for raccoon - see note 4)	Prohibited	Prohibited	Prohibited	Prohibited

**Note 1** : Other species: Long-tailed weasel, least weasel, grey squirrel (grey or black), American red squirrel, ermine, striped skunk.

**Note 2** : Spring-loaded leg-hold trap designed to hold an animal alive permanently; this trap is equipped with two parallel jaws having a thickness of at least 9 millimetres (metal laminated) or not touching one another over their entire length when closed (offset) or not having a metal surface in contact with the animal (padded or non metallic).

**Note 3** : Cage with a trap door at each end and which may be equipped with a lead and is intended to be submerged by at least 2.5 cm of water; the length of the cage may not exceed 92 cm. The diameter of a round cage may not exceed 35 cm; for any other shape, the length of the sides may not exceed 20,5 cm. The openings in the wire mesh may not be less than 2.5 cm in diameter when round; openings of any other shape may not have an interior diagonal measurement of less than 3.6 cm.

**Note 4** : Live capture trap for skunks and raccoons by means of a cage whose length is no more than 122 cm and whose width is no more than 46 cm.

## Certified traps

Printed version



### INTERNATIONAL HUMANE TRAPPING STANDARDS (IHITS)



Update May 17, 2016

Illustrations of certified traps are available on the Department's Web site at this address:

<http://www.mffp.gouv.qc.ca/english/publications/online/wildlife/trapping-regulations-2016/devices/aihts.asp> .

For certain species and certain types of traps, only traps "certified" compliant with these international humane trapping standards (IHITS) are allowed to be used (see «obligatory use» sections).

OBLIGATORY USE IHITS certified killing traps	
<b>Beaver</b>	
<ul style="list-style-type: none"> <li>◦ Béliste classique 330</li> <li>◦ Béliste Super X 280</li> <li>◦ Béliste Super X 330</li> <li>◦ B.M.I. 280 Body Gripper</li> <li>◦ B.M.I. 330 Body Gripper</li> <li>◦ B.M.I. BT 300</li> <li>◦ Bridger 330</li> <li>◦ Duke 330</li> <li>◦ LDL C280</li> <li>◦ LDL C280 Magnum</li> <li>◦ LDL C330</li> <li>◦ LDL C330 Magnum</li> </ul>	<ul style="list-style-type: none"> <li>◦ Rudy 280</li> <li>◦ Rudy 330</li> <li>◦ Sauvageau 1000-11F</li> <li>◦ Sauvageau 2001-8</li> <li>◦ Sauvageau 2001-11</li> <li>◦ Sauvageau 2001-12</li> <li>◦ Species-Specific 330 Dislocator Half Magnum</li> <li>◦ Species-Specific 440 Dislocator Half Magnum</li> <li>◦ Woodstream Oneida Victor Conibear 280</li> <li>◦ Woodstream Oneida Victor Conibear 330</li> </ul>
<b>Fisher</b>	
<ul style="list-style-type: none"> <li>◦ Béliste Super X 120</li> <li>◦ Béliste Super X 160</li> <li>◦ Béliste Super X 220</li> <li>◦ Koro #2</li> <li>◦ LDL C160 Magnum</li> <li>◦ LDL C220 Magnum</li> </ul>	<ul style="list-style-type: none"> <li>◦ Rudy 120 Magnum</li> <li>◦ Rudy 160 Plus</li> <li>◦ Rudy 220 Plus</li> <li>◦ Sauvageau 2001-5</li> <li>◦ Sauvageau 2001-6</li> <li>◦ Sauvageau 2001-7</li> <li>◦ Sauvageau 2001-8</li> </ul>
<b>Marten</b>	
<ul style="list-style-type: none"> <li>◦ Béliste Super X 120</li> <li>◦ Béliste Super X 160</li> <li>◦ B.M.I. 126 Body Gripper Magnum</li> <li>◦ Eiabzugseisen (Germany)</li> <li>◦ Kleiner Schwanenhals (Germany)</li> <li>◦ Koro #1</li> <li>◦ Koro #2</li> <li>◦ KP120 (Russia)</li> </ul>	<ul style="list-style-type: none"> <li>◦ LDL B120 Magnum</li> <li>◦ LDL C160 Magnum</li> <li>◦ Northwoods 155</li> <li>◦ Rudy 120 Magnum</li> <li>◦ Rudy 160 Plus</li> <li>◦ Sauvageau C120 Magnum</li> <li>◦ Sauvageau 2001-5</li> <li>◦ Sauvageau 2001-6</li> </ul>
<b>Raccoon</b>	
<ul style="list-style-type: none"> <li>◦ Béliste Classique 220</li> <li>◦ Béliste Super X 160</li> <li>◦ Béliste Super X 220</li> <li>◦ Béliste Super X 280</li> <li>◦ B.M.I. 160 Body Gripper</li> <li>◦ B.M.I. 220 Body Gripper</li> <li>◦ B.M.I. 280 Body Gripper</li> <li>◦ B.M.I. 280 Body Gripper Magnum</li> <li>◦ Bridger 160</li> <li>◦ Bridger 220</li> <li>◦ Duke 160</li> <li>◦ Duke 220</li> <li>◦ Koro #2</li> <li>◦ LDL C160</li> <li>◦ LDL C160 Magnum</li> </ul>	<ul style="list-style-type: none"> <li>◦ LDL C220</li> <li>◦ LDL C220 Magnum</li> <li>◦ LDL C280 Magnum</li> <li>◦ Northwoods 155</li> <li>◦ Rudy 160</li> <li>◦ Rudy 160 Plus</li> <li>◦ Rudy 220</li> <li>◦ Rudy 220 Plus</li> <li>◦ Sauvageau 2001-6</li> <li>◦ Sauvageau 2001-7</li> <li>◦ Sauvageau 2001-8</li> <li>◦ Species-Specific 220 Dislocator Half Magnum</li> <li>◦ Woodstream Oneida Victor Conibear 160</li> <li>◦ Woodstream Oneida Victor Conibear 220</li> </ul>

<b>Muskrat (on land)</b>	
<ul style="list-style-type: none"> <li>◦ Bélisle Super X 110</li> <li>◦ Bélisle Super X 120</li> <li>◦ B.M.I. 120 Body Gripper</li> <li>◦ B.M.I. 120 Body Gripper Magnum</li> <li>◦ B.M.I. 126 Body Gripper Magnum</li> <li>◦ Bridger 120</li> <li>◦ Bridger 120 Magnum Bodygripper</li> <li>◦ Bridger 155 Magnum Bodygripper</li> <li>◦ Duke 120</li> <li>◦ KORO Muskrat Trap</li> <li>◦ LDL B120</li> <li>◦ LDL B120 Magnum</li> <li>◦ Ouell 411-180</li> </ul>	<ul style="list-style-type: none"> <li>◦ Oneida Victor 120 Stainless Steel</li> <li>◦ Ouell RM</li> <li>◦ Rudy 110</li> <li>◦ Rudy 120</li> <li>◦ Rudy 120 Magnum</li> <li>◦ Sauvageau 2001-5</li> <li>◦ Sauvageau C120 Magnum</li> <li>◦ Sauvageau C120 « Reverse Bend »</li> <li>◦ Triple M</li> <li>◦ Woodstream Oneida Victor Conibear 110</li> <li>◦ Woodstream Oneida Victor Conibear 120</li> </ul>
<b>Muskrat (underwater)</b>	
Any jaw-type trap (body-gripping or leg-hold) that exerts a clamping force on the animal, and maintains it underwater	
<b>OBLIGATORY USE IHTS certified live capture traps</b>	
<b>Lynx</b>	
<ul style="list-style-type: none"> <li>◦ Bélisle footsnare #6</li> <li>◦ Bélisle Sélectif</li> <li>◦ Oneida Victor #3 Soft Catch ® equipped with 2 coil springs</li> <li>◦ Oneida Victor #3 Soft Catch ® equipped with 4 coil springs</li> </ul>	<ul style="list-style-type: none"> <li>◦ Oneida Victor #3 equipped with adjoining steel jaws (minimum of 8 mm thick), 4 coil springs, and an anchoring swivel centre mounted on a base plate</li> </ul>
<b>Raccoon</b>	
<ul style="list-style-type: none"> <li>◦ Duffer</li> <li>◦ Duke DP Coon Trap</li> </ul>	<ul style="list-style-type: none"> <li>◦ Egg trap</li> <li>◦ Lil' Grizz Get'rz</li> </ul>

### IHTS certified traps – USE NOT REQUIRED but recommended

For the following species and categories of traps, the obligation to only use traps “**certified under the Agreement on International Humane Treatments Standards (IHTS)**” is not yet in effect. The date of the entry into force, if applicable, will be known at least three years ahead of time and may vary from one species to the next.

Beginning with the **2015-2016** trapping season, the use of IHTS certified killing traps will be mandatory for otters, Canadian lynx, ermine and weasels. In the case of bobcat, the use of IHTS certified killing traps and live capture traps will be mandatory as from the **2018-2019** trapping season.

In the meantime, the traps currently authorized for these species continue to be authorized. Nevertheless, we are recommending the use of the following IHTS certified traps:

<b>USE NOT OBLIGATORY but RECOMMENDED IHTS certified killing traps</b>	
<b>Otter</b>	
<ul style="list-style-type: none"> <li>◦ Bélisle Super X 220</li> <li>◦ Bélisle Super X 280</li> <li>◦ Bélisle Super X 330</li> <li>◦ LDL C220</li> <li>◦ LDL C220 Magnum</li> <li>◦ LDL C280 Magnum</li> <li>◦ Rudy 220 PLUS</li> <li>◦ Rudy 280</li> </ul>	<ul style="list-style-type: none"> <li>◦ Rudy 330</li> <li>◦ Sauvageau 2001-8</li> <li>◦ Sauvageau 2001-11</li> <li>◦ Sauvageau 2001-12</li> <li>◦ Woodstream Oneida Victor Conibear 220</li> <li>◦ Woodstream Oneida Victor Conibear 280</li> <li>◦ Woodstream Oneida Victor Conibear 330</li> </ul>
<b>Weasels and ermine</b>	
<ul style="list-style-type: none"> <li>◦ Bélisle Super X 110</li> <li>◦ Bélisle Super X 120</li> <li>◦ BMI 60</li> <li>◦ BMI Body Gripper 120 Magnum</li> <li>◦ BMI Body Gripper 126 Magnum</li> <li>◦ Bridger 120</li> <li>◦ Bridger 120 Magnum Bodygripper</li> <li>◦ Bridger 155 Magnum Bodygripper</li> <li>◦ Koro Muskrat Trap</li> <li>◦ Koro Rodent Trap</li> <li>◦ LDL B120 Magnum</li> <li>◦ Ouell 3-10</li> </ul>	<ul style="list-style-type: none"> <li>◦ Ouell 411-180</li> <li>◦ Ouell RM</li> <li>◦ Rudy 120 Magnum</li> <li>◦ Sauvageau 2001-5</li> <li>◦ Sauvageau C120 Magnum</li> <li>◦ Sauvageau C120 "Reverse Bend"</li> <li>◦ Triple M</li> <li>◦ Victor Rat Trap</li> <li>◦ WCS Tube Trap Int'l</li> <li>◦ Woodstream Oneida Victor Conibear 110</li> <li>◦ Woodstream Oneida Victor Conibear 120</li> </ul>

<b>Lynx and bobcat</b>	
<ul style="list-style-type: none"> <li>◦ BÉlisle Super X 280</li> <li>◦ BÉlisle Super X 330</li> <li>◦ BMI 220 Body Gripper</li> <li>◦ BMI 220 Body Gripper Magnum</li> <li>◦ BMI 280 Body Gripper</li> <li>◦ BMI 280 Body Gripper Magnum</li> <li>◦ Bridger 220</li> <li>◦ LDL C220</li> </ul>	<ul style="list-style-type: none"> <li>◦ LDL C 220 Magnum</li> <li>◦ LDL C280 Magnum</li> <li>◦ LDL C330</li> <li>◦ Rudy 330</li> <li>◦ Sauvageau 2001-8</li> <li>◦ Sauvageau 2001-11</li> <li>◦ Woodstream Oneida Victor Conibear 330</li> </ul>
<b>Mink (underwater)</b>	
Any jaw-type trap (body-gripping or leg-hold) that exerts a clamping force on the animal, and maintains it underwater	
<b>Mink, skunk and squirrel</b>	
No killing traps certified to date	
<b>USE NOT OBLIGATORY but RECOMMENDED IHTS certified live capture traps</b>	
<b>Coyote</b>	
<ul style="list-style-type: none"> <li>◦ BÉlisle footsnare #6</li> <li>◦ BÉlisle Sélectif</li> <li>◦ Bridger #3 equipped with 5/16-inch offset, doubled and rounded steel jaw laminations (3/16-inch on topside of jaw and 1/4-inch on underside of jaws), with 4 coil springs, and an anchoring swivel centre mounted on a base plate</li> <li>◦ Duke #3 Rubber Jaws with an anchoring swivel centre mounted on the base plate</li> <li>◦ Oneida Victor #1.5 Soft Catch ® equipped with 2 coil springs</li> <li>◦ Oneida Victor #1.5 Soft Catch ® equipped with 4 coil springs</li> <li>◦ Oneida Victor #1.75 equipped with 3/16-inch offset jaws, with double rounded steel jaw laminations (3/16-inch on topside, and 1/4-inch on underside of jaws), and with 4 coil springs</li> </ul>	<ul style="list-style-type: none"> <li>◦ Oneida Victor #3 Soft Catch ® equipped with 2 coil springs</li> <li>◦ Oneida Victor #3 Soft Catch ® equipped with 4 coil springs</li> <li>◦ Oneida Victor #3 equipped with 3/16-inch offset jaws, with double rounded steel jaw laminations (3/16-inch on topside and 1/4-inch on underside of jaws), and with 2 coil springs</li> <li>◦ Oneida Victor #3 equipped with 3/16-inch offset jaws, with double rounded steel jaw laminations (3/16-inch on topside of jaw and 1/4-inch on underside of jaws), and with 4 coil springs</li> <li>◦ MB 550 Rubber Jaws equipped with 4 coil springs</li> </ul>
<b>Beaver (Cages)</b> These traps are currently authorized only for wildlife management control (relocation) or scientific purposes.	
<ul style="list-style-type: none"> <li>◦ Comstock 12 x 18 x 39 Swin Through Cage</li> <li>◦ Breathe Easy Live Trap</li> <li>◦ Ezee Set Live Trap</li> </ul>	<ul style="list-style-type: none"> <li>◦ Hancock Live Trap</li> <li>◦ Koro « Klam » Live Trap</li> </ul>
<b>Wolf</b>	
<ul style="list-style-type: none"> <li>◦ BÉlisle Lacet #8</li> <li>◦ Bridger Alaskan #5 Offset and laminated jaws</li> <li>◦ Bridger Alaskan #5 Rubber Jaws</li> <li>◦ Bridger Brawn #9 Rubber Jaws</li> </ul>	<ul style="list-style-type: none"> <li>◦ Livestock Protection EZ Grip #7</li> <li>◦ MB 750 Alaskan equipped with 3/8" inch offset steel jaws</li> <li>◦ Oneida Victor #3 Soft Catch ® equipped with 4 coil springs, a minimum 8 mm thick base plate, and an anchoring swivel centre mounted on the base plate</li> <li>◦ Rudy Red Wolf 4½</li> </ul>
<b>Bobcat</b>	
<ul style="list-style-type: none"> <li>◦ BÉlisle footsnare #6</li> <li>◦ BÉlisle Sélectif</li> </ul>	<ul style="list-style-type: none"> <li>◦ Oneida Victor #1.5 Soft Catch ® equipped with 4 coil springs</li> <li>◦ Oneida Victor #1.75, Offset and laminated jaws equipped with 2 coil springs</li> <li>◦ Oneida Victor #3 Soft Catch ® equipped with 2 coil springs</li> <li>◦ Oneida Victor #3 Soft Catch ® equipped with 4 coil springs</li> <li>◦ Oneida Victor #3, Offset and laminated jaws equipped with 2 coil springs</li> </ul>
<b>Raccoon (Cage and Box Traps)</b>	
<ul style="list-style-type: none"> <li>◦ Havahart 1079</li> <li>◦ Havahart 1081</li> <li>◦ Havahart 1085</li> <li>◦ Ramconct DURA-POLY (box trap)</li> </ul>	<ul style="list-style-type: none"> <li>◦ Tomahawk 108</li> <li>◦ Tomahawk 108.5</li> <li>◦ Tomahawk 608</li> <li>◦ Tomahawk 608.1</li> <li>◦ Tomahawk 608.5</li> <li>◦ Tomahawk 608 SS</li> </ul>
<b>Red fox (cross and silver included)</b>	
<ul style="list-style-type: none"> <li>◦ BÉlisle footsnare #6</li> <li>◦ BÉlisle Sélectif</li> <li>◦ BMI #2, Cushion Catch with 2 coil springs</li> </ul>	<ul style="list-style-type: none"> <li>◦ Oneida Victor #1.5, Soft Catch ® with 2 coil springs</li> </ul>
<b>Arctic fox, beaver, black bear, squirrel and skunk</b>	
No live capture traps certified to date	



Note : This list, updated following the obtention of the test results, can be obtained from the Fédération des trappeurs gestionnaires du Québec ([www.ftgq.qc.ca](http://www.ftgq.qc.ca)).

### Trapping seasons in the UGAFs

( For bobcat, see the Bobcat: characteristics section ).

UGAF (Note 1)	Black bear (Note 6)	Muskrat	Beaver, river otter	Mink	American marten, fisher	Lynx (Note 8)	Others species (Note 9)
1	May 15 to June 30 October 18 to December 15	October 18 to April 30	October 18 to April 1	October 18 to March 15	October 18 to March 1	October 18 to December 15	October 18 to March 1
2, 3, 4, 5	May 15 to June 30 October 18 to December 15	October 18 to May 15	October 18 to April 1	October 18 to March 15	October 18 to March 1	October 18 to December 15	October 18 to March 1
6 (Note 2), 7 (Notes 2 and 3)	May 15 to June 30 October 18 to December 15	October 18 to May 15	October 18 to April 1	October 18 to March 15	October 18 to March 1	October 18 to January 15	October 18 to March 1
8, 9, 20, 21	May 15 to June 30 October 25 to December 15	October 25 to April 30	October 25 to April 1	October 25 to March 1	October 25 to March 1	November 1 to December 1	October 25 to March 1
10, 12, 14, 15	May 15 to June 10 October 25 to December 15	October 25 to April 30	October 25 to April 1	October 25 to March 1	October 25 to March 1	November 1 to December 1	October 25 to March 1
11, 13	May 15 to June 30 October 18 to December 15	October 18 to April 30	October 18 to April 1	October 18 to March 15	October 18 to March 1	November 1 to December 1	October 18 to March 1
16, 80, 81, 82	May 15 to June 30 October 25 to December 15	October 25 to April 21	Novembre 15 to March 1	Novembre 15 to March 1	October 25 to January 31	Prohibited	October 25 to March 1
17	October 18 to December 15	October 18 to April 30	October 18 to April 1	October 18 to March 15	October 18 to March 1	November 1 to December 1	October 18 to March 1
18	May 15 to June 30 October 25 to December 15	October 25 to April 30	October 25 to April 1	October 25 to March 1	November 15 to December 1	November 1 to December 1	October 25 to March 1
19	May 15 to June 30 October 25 to December 15	October 25 to November 25 March 1 to April 15	October 25 to April 1	October 25 to March 1	October 25 to March 1	November 1 to December 1	October 25 to March 1
22, 23	May 15 to June 30 October 25 to December 15	October 25 to April 30	October 25 to April 1	October 25 to March 1	October 25 to March 1	Prohibited	October 25 to March 1
24, 85, 86	May 15 to June 30 October 25 to December 15	October 25 to April 15	November 8 to April 1	November 8 to March 1	November 8 to January 31	Prohibited	October 25 to March 1
25	May 15 to June 30 October 25 to December 15	October 25 to April 21	November 8 to April 1	November 8 to March 1	October 25 to January 31	Prohibited	October 25 to March 1
26, 27, 28, 29 (Note 2)	May 15 to June 30 October 25 to December 15	October 25 to April 30	October 25 to April 1	October 25 to March 1	October 25 to March 1	November 15 to December 15	October 25 to March 1
30, 31 (Note 2), 32 (Note 2)	May 15 to June 30 October 18 to December 15	October 18 to April 30	October 18 to April 1	October 18 to March 15	October 18 to March 1	November 15 to December 15	October 18 to March 1

**Trapping seasons in the UGAFs (following)**

UGAF (Note 1)	Black bear (Note 6)	Muskrat	Beaver, river otter	Mink	American marten, fisher	Lynx (Note 8)	Others species (Note 9)
33, 34	May 15 to June 30 October 25 to December 15	October 25 to April 30	October 25 to April 1	October 25 to March 1	October 25 to March 1	November 15 to December 15	October 25 to March 1
35	May 15 to June 30 October 25 to December 15	October 25 to April 30	October 25 to April 1	October 25 to March 1	October 25 to March 1	November 15 to December 15	October 25 to March 1
36	October 25 to December 15	October 25 to April 30	October 25 to April 1	October 25 to March 1	October 25 to March 1	November 15 to December 15	October 25 to March 1
37	May 15 to June 30 October 25 to December 15	October 25 to April 21	October 25 to March 15	October 25 to March 1	October 25 to March 1	November 15 to December 15	October 25 to March 1
38 (Note 3), 40	May 15 to June 30 October 25 to December 15	October 25 to April 30	October 25 to March 15	October 25 to March 1	October 25 to March 1	October 25 to January 15	October 25 to March 1
39, 41	May 15 to June 30 October 18 to December 15	October 18 to April 30	October 18 to March 15	October 18 to March 15	October 18 to March 1	October 18 to January 15	October 18 to March 1
42, 43, 44, 45, 46, 47, 48, 49, 50 (Note 2), 51, 52, 53	May 15 to June 30 October 18 to December 15	October 18 to April 30	October 18 to April 1	October 18 to March 15	October 18 to March 1	October 18 to January 15	October 18 to March 1
54, 55, 56 (Note 2)	May 15 to June 30 October 18 to December 15	October 18 to April 30	October 18 to March 15	October 18 to March 15	October 18 to March 15	October 18 to March 15	October 18 to March 15
57, 58, 59 (Note 4), 60 (Note 4), 61, 62, 63, 64, 65, 66	May 15 to June 30 September 15 to December 15	October 18 to May 15	October 18 to March 15	October 18 to March 15	October 18 to March 15	October 18 to March 15	October 18 to March 15
68 (Note 5)	Prohibited	October 18 to April 30	October 18 to March 15	Prohibited	Prohibited	Prohibited	October 18 to March 15
69 (Note 7)	Prohibited	Prohibited	Prohibited	Prohibited	Prohibited	Prohibited	December 15 to December 31
70, 71, 72 (Note 3), 73	May 15 to June 30 October 18 to December 15	November 1 to April 30	November 1 to March 1	November 1 to March 1	November 15 to January 15	November 15 to December 15	October 18 to March 1
74 (Note 3)	May 15 to June 30 October 25 to December 15	October 25 to April 30	October 25 to April 1	October 25 to March 1	October 25 to December 31	October 25 to January 15	October 25 to March 1
75, 76 (Note 3), 77 (Note 3)	May 15 to June 30 October 25 to December 15	October 25 to April 30	October 25 to April 1	October 25 to March 1	October 25 to January 31	October 25 to January 15	October 25 to March 1
78	May 15 to June 30 October 25 to December 15	October 25 to April 30	October 25 to March 1	October 25 to March 1	October 25 to January 31	November 15 to January 15	October 25 to March 1

### Trapping seasons in the UGAFs (following)

UGAF (Note 1)	Black bear (Note 6)	Muskrat	Beaver, river otter	Mink	American marten, fisher	Lynx (Note 8)	Others species (Note 9)
79	May 15 to June 30 October 25 to December 15	October 25 to April 21	November 1 to March 1	October 25 to March 1	October 25 to January 31	November 15 to December 15	October 25 to March 1
83, 84	May 15 to June 30 October 25 to December 15	October 25 to April 15	November 8 to April 1	November 8 to March 1	October 25 to March 1	Prohibited	October 25 to March 1
87 to 96 (Note 2)	James Bay, Northern and Northeastern Québec territories covered by the agreements						
<p>N. B. : Trapping of wolverine, polar bear and grey fox is prohibited.</p> <p>Note 1 : Trapping is prohibited in certain areas as well as in UGAF 67. Note 2 : In UGAFs 6, 7 (except the wildlife sanctuary), 29, 31, 32, 50, 56 and 87 to 96, trapping is reserved exclusively for the persons (Aboriginals) referred to in the Regulation respecting beaver reserves and the Act respecting hunting and fishing rights in the James Bay and New Québec territories. Note 3 : In the wildlife sanctuaries in UGAFs 7, 38, 72, 74, 76 and 77, black bear trapping is authorized in fall only. Note 4 : In the Port-Cartier-Sept-Îles Wildlife Sanctuary (UGAFs 59 and 60), black bear trapping is authorized in fall from October 11 to November 15. Note 5 : In UGAF 68, trapping is permitted only for the muskrat, river otter, beaver and red fox. Note 6 : A bagging quota applies. Note 7 : In UGAF 69, only red fox and coyote trapping is permitted. Note 8 : A bagging quota applies in certain UGAFs. Note 9 : Long-tailed weasel, least weasel, coyote, grey squirrel (grey or black), American red squirrel, ermine, wolf, striped skunk, raccoon, Arctic fox (white of blue), red fox (silver, cross or red).</p>							

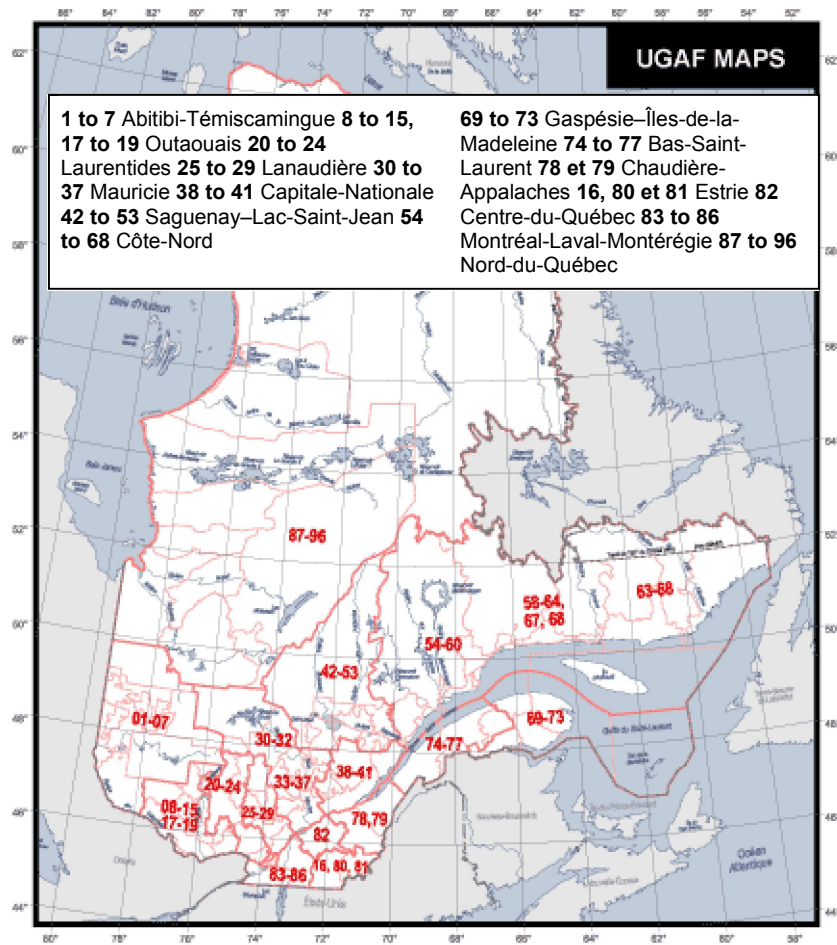
### Trapping seasons – submarine trap

The muskrat and mink trapping seasons using a submarine trap are presented in the following table.

UGAFs	Seasons
UGAFs 1 to 7, 11, 13, 17, 30 to 32, 39, 41 to 66	October 18 to December 31
UGAFs 8 to 10, 12, 14, 15, 18, 20 to 23, 26 to 29, 33 to 38, 40, 74 to 79	October 25 to December 31
UGAFs 16, 80 to 82 - muskrat - mink	October 25 to December 31 (muskrat) November 15 to December 31 (mink)
UGAF 19	October 25 to November 25
UGAFs 24, 25, 83 to 86 - muskrat - mink	October 25 to December 31 (muskrat) November 8 to December 31 (mink)
UGAFs 68, <b>muskrat only</b>	October 18 to December 31
UGAFs 70 to 73	November 1 to December 31

## UGAF maps

Québec is divided into 96 furbearer management units UGAF which take into account. The distribution of species. Maps illustrated these UGAFs are available on the website at : [www.mrnf.gouv.qc.ca/en/wildlife-rules](http://www.mrnf.gouv.qc.ca/en/wildlife-rules).



## AUTHORIZATION TO TRAP ON A TERRITORY WHERE EXCLUSIVE TRAPPING RIGHTS HAVE BEEN GRANTED

(Trapline and outfitting establishment with exclusive rights)

This form is suggested by the ministère des Forêts, de la Faune et des Parcs for information purposes only; any other authorization containing the same information is also valid. If necessary, please make copies of this form or reproduce a similar document.

The exclusive trapping rights lessee<sup>1</sup> \_\_\_\_\_  
(name in block letters), \_\_\_\_\_ (trapper's certificate number, where  
applicable) hereby authorizes, pursuant to section 96 of the Act respecting the conservation  
and development of wildlife (R.S.Q., c. C-61.1), \_\_\_\_\_ (name  
in block letters), \_\_\_\_\_ (trapper's certificate number, as the case may be),  
holder of a valid trapping licence or authorized to use such a licence under sections 5 to 7 of  
the Regulation respecting trapping activities (D. 1027-99 of September 8 1999), to trap on the  
trapline under lease # \_\_\_\_\_ (trapline or territory no.).

This authorization is valid for the following period<sup>2</sup> :

From \_\_\_\_\_ to \_\_\_\_\_  
(date) (date)

\_\_\_\_\_  
Signature of the lessee

\_\_\_\_\_  
Signature of the authorized person

<sup>1</sup> An outfitting operation having exclusive trapping rights must also give this written authorization.

<sup>2</sup> It is recommended that this period does not exceed the period of validity of the professional trapping licence of the authorized person.

### Conditions

- The exclusive trapping rights lessee must have paid his rental fee.
- The person authorized to trap must be the holder of a valid trapping licence or be a person trapping under the authority of the trapping licence of a holder who is 18 or over, in accordance with the rules mentioned in the Certificate and licence section of the regulatory publication "Trapping in Québec".
- The holder of this authorization must have it on hand when he traps on the territory for which he received this authorization.

## APPLICATION TO TRANSFER OR EXCHANGE OF A TRAPLINE

This form is suggested by the ministère des Forêts, de la Faune et des Parcs for information purposes only; any other authorization containing the same information is also valid. If necessary, please make copies of this form or reproduce a similar document.

**The transfer or the exchange can only take effect with the written authorization of the ministère des Ressources naturelles et de la Faune. You must have this authorization on hand before proceeding with the sale of the trapping camp, as the case may be.**

<b>TRANSFER OF A TRAPLINE</b>		<b>Trapline no.:</b>
<b>Current lessee</b>		
NAME: SIGNATURE:	Trapper's certificate no.:	
<b>New lessee</b>		
NAME: SIGNATURE:	Trapper's certificate no.:	
DATE:		
The current exclusive rights lessee must have trapped on this trapline during the year preceding that of the transfer. Where applicable, he must append to this form a copy of the document proving the sale, exchange or assignment of his camp.		
<b>EXCHANGE OF A TRAPLINE</b>		<b>Trapline no.:</b>
<b>Lessee 1</b>		
NAME: SIGNATURE:	Trapper's certificate no.:	Trapline no.:
<b>Lessee 2</b>		
NAME: SIGNATURE:	Trapper's certificate no.:	Trapline no.:
DATE:		
The exclusive rights lessees must have trapped on their trapline during the year of the transfer. Where applicable, they must append to this form a copy of the document proving the sale, exchange or assignment of their trapping camp.		

The transfer and the exchange application must be made between January 1<sup>st</sup> and August 1<sup>st</sup>. The exchange will be made in July and August. The letter confirming the authorization to proceed with the exchange or transfer will be sent by the ministère des Ressources naturelles et de la Faune to the applicant.